

University of Wollongong

## Research Online

---

Faculty of Science, Medicine and Health -  
Papers: part A

Faculty of Science, Medicine and Health

---

1-1-2015

### Enantiopure trans -4,5-disubstituted 2-imidazolidinones via copper(I)-catalyzed ring opening of 1,1'-DiBoc-2,2'-biaziridine with Grignard reagents

Matthew David Kennedy

University of Wollongong, mdk316@uowmail.edu.au

Stephen Bailey

University of Wollongong, sjb106@uowmail.edu.au

Steven M. Wales

University of Wollongong, swales@uow.edu.au

Paul A. Keller

University of Wollongong, keller@uow.edu.au

Follow this and additional works at: <https://ro.uow.edu.au/smhpapers>



Part of the [Medicine and Health Sciences Commons](#), and the [Social and Behavioral Sciences Commons](#)

---

#### Recommended Citation

Kennedy, Matthew David; Bailey, Stephen; Wales, Steven M.; and Keller, Paul A., "Enantiopure trans -4,5-disubstituted 2-imidazolidinones via copper(I)-catalyzed ring opening of 1,1'-DiBoc-2,2'-biaziridine with Grignard reagents" (2015). *Faculty of Science, Medicine and Health - Papers: part A*. 3003.  
<https://ro.uow.edu.au/smhpapers/3003>

Research Online is the open access institutional repository for the University of Wollongong. For further information contact the UOW Library: [research-pubs@uow.edu.au](mailto:research-pubs@uow.edu.au)

---

## Enantiopure trans -4,5-disubstituted 2-imidazolidinones via copper(I)-catalyzed ring opening of 1,1'-DiBoc-2,2'-biaziridine with Grignard reagents

### Abstract

The copper-catalyzed ring opening of chiral-pool-derived 1,1'-diBoc-2,2'-biaziridine with Grignard reagents affords enantiopure 2-imidazolidinones in a desymmetrizing, cascade process involving the Boc protecting group. This divergent strategy provides reaction-ready, N-differentiated products and allows two C-C bond constructions concurrent to imidazolidinone formation. A variety of alkyl, cyclic, and aryl Grignard reagents are tolerated in reasonable to good yields.

### Disciplines

Medicine and Health Sciences | Social and Behavioral Sciences

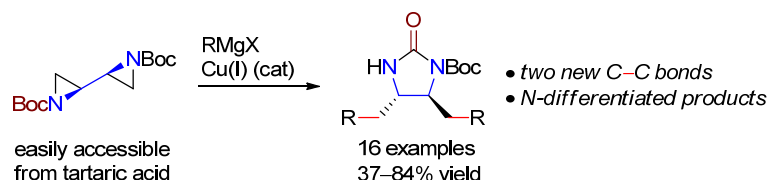
### Publication Details

Kennedy, M. D., Bailey, S. J., Wales, S. M. & Keller, P. A. (2015). Enantiopure trans -4,5-disubstituted 2-imidazolidinones via copper(I)-catalyzed ring opening of 1,1'-DiBoc-2,2'-biaziridine with Grignard reagents. *Journal of Organic Chemistry*, 80 (11), 5992-5998.

# Enantiopure *Trans*-4,5-Disubstituted-2-Imidazolidinones via Copper(I)-Catalyzed Ring Opening of 1,1'-DiBoc-2,2'-Biaziridine with Grignard Reagents

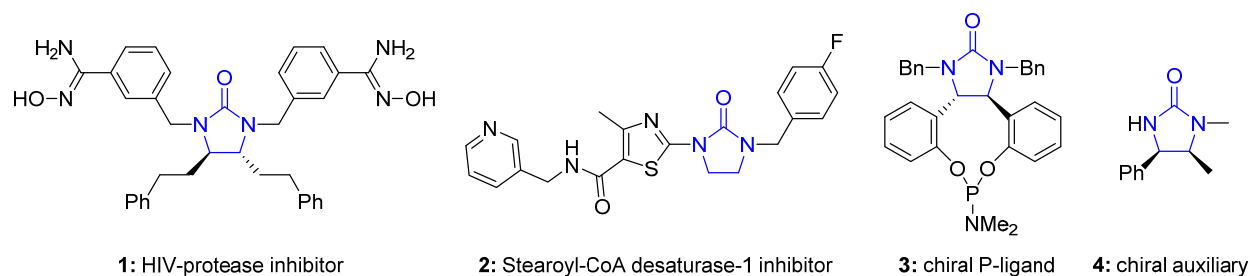
Matthew D. Kennedy,<sup>#</sup> Stephen J. Bailey,<sup>#</sup> Steven M. Wales,<sup>#</sup> and Paul A. Keller\*

School of Chemistry, University of Wollongong, Wollongong, NSW 2522, Australia



**Abstract:** The copper-catalyzed ring opening of chiral pool-derived 1,1'-diBoc-2,2'-biaziridine with Grignard reagents affords enantiopure 2-imidazolidinones in a desymmetrizing, cascade process involving the Boc protecting group. This divergent strategy provides reaction-ready, *N*-differentiated products and allows two C–C bond constructions concurrent to imidazolidinone formation. A variety of alkyl, cyclic and aryl Grignard reagents are tolerated in reasonable to good yields.

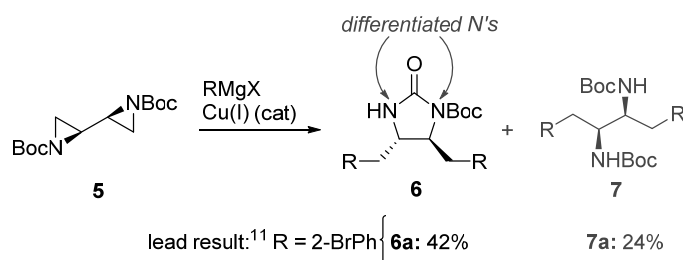
2-Imidazolidinones are important heterocycles represented in bioactive compounds<sup>1</sup> and peptidomimetics,<sup>2</sup> as well as chiral ligands<sup>3</sup> and auxiliaries<sup>4</sup> in stereoselective synthesis (e.g., **1–4**, Figure 1). Additionally, these five-membered cyclic ureas are precursors to other useful compound classes including vicinal diamines,<sup>5</sup> cyclic guanidines<sup>6</sup> and imidazolidinethiones.<sup>7</sup> Although the traditional route to this heterocycle involves treatment of a vicinal diamine with an electrophilic carbonyl source,<sup>8</sup> an abundance of alternate methods are now available which avoid the requirement for pre-synthesized diamines, offering greater product diversity in modular fashion.<sup>9</sup> Despite these advances however, there remains comparatively few general methods which allow access to 4- and/or 5-substituted 2-imidazolidinones with control of absolute stereochemistry.<sup>10</sup>



**Figure 1.** Exemplary 2-imidazolidinones.

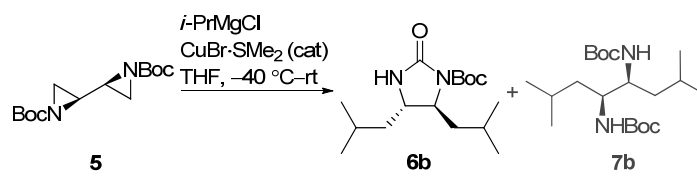
Previously in our laboratory, as an intermediary step towards the synthesis of 2,2'-biindoline, we attempted the ring opening of tartaric acid-derived biaziridine **5** with a Grignard reagent, affording an imidazolidinone **6a** as the major product arising from an unforeseen participation of the Boc protecting group (Scheme 1).<sup>11</sup> Although **5** is an easily synthesized,<sup>12</sup> bench-stable solid, its reactivity has remained unexplored beyond this example, thus we were inspired to further investigate the ring opening of **5** by Grignard reagents. As well as harboring the potential to prepare enantiopure 2-imidazolidinones **6** in a divergent manner, this approach would allow direct access to reaction-ready, *N*-differentiated products, thus presenting downstream opportunities for sequential, asymmetric *N*-functionalization.<sup>13</sup> Furthermore, this method would constitute a useful addition to the limited existing synthetic strategies to enantioenriched *trans*-4,5-disubstituted imidazolidinones, which are specific to vinyl-derivatives<sup>14</sup> or require multistep routes from amino acids<sup>15</sup> or 1,3-dihydro-2-imidazolone.<sup>16</sup>

### Scheme 1. Proposed Synthesis of 2-Imidazolidinones



We began this investigation by examining the effect of reaction parameters on the product ratio, in the search for conditions favoring imidazolidinone formation (Table 1). We were not concerned with pursuing a separate optimization of **7** in this study, as we have recently shown that the analogous tosyl-biaziridine cleanly provides vicinal diamines of this type upon ring opening.<sup>17</sup> For convenience, we selected commercially available *i*-PrMgCl as the model Grignard reagent. Our initial experiment was performed under similar conditions to reported previously,<sup>11,17</sup> affording a mixture of the desired heterocycle **6b** and vicinal diamine **7b** in a 25:75 ratio (entry 1). Immediately, we noted a clear dependency of the product ratio on the Grignard reagent, given the reversal in major product from the previous reaction (see Scheme 1).

**Table 1. Reaction Optimization<sup>a</sup>**



**5**  $\xrightarrow[\text{THF, } -40\text{ }^{\circ}\text{C}-\text{rt}]{i\text{-PrMgCl, CuBr}\cdot\text{SMe}_2\text{ (cat)}}$  **6b** + **7b**

entry	equiv <i>i</i> -PrMgCl	mol % Cu (wrt <i>i</i> -PrMgCl)	[ <b>5</b> ] <sub>0</sub> (mol L <sup>-1</sup> )	ratio <b>6b</b> : <b>7b</b> <sup>b</sup>
1	4.0	15	0.10	25:75
2	4.0	5	0.10	21:79
3	4.0	0	0.10	-
4	4.0	15	0.025	34:66
5	2.4	15	0.025	55:45 <sup>c</sup>
6	2.4	15	0.025	56:44 <sup>d</sup>
7	2.4 <sup>e</sup>	15	0.025	-

<sup>a</sup> Reactions performed by pre-mixing **5** and CuBr·SMe<sub>2</sub> in THF at -40 °C, adding *i*-PrMgCl and allowing the cooling bath to warm to rt over 16 h. <sup>b</sup> Determined by <sup>1</sup>H NMR analysis of the crude mixture. <sup>c</sup> Isolated yields of **6b** and **7b** were 48% and 26%, respectively. <sup>d</sup> Reaction time was 96 h. <sup>e</sup> *i*-PrMgCl added dropwise over 2 h to the reaction mixture at -20 °C.

Undeterred by this result, we examined variations in the quantity of the catalyst: a reduction to 5 mol % gave a similar outcome (Table 1, entry 2), while omitting the copper salt completely resulted in neither product being observed (entry 3). Encouragingly, when the starting concentration of **5** was reduced, the ratio of **6b**:**7b** was increased favorably (entry 4 versus entry 1). Maintaining this concentration and removing the excess Grignard reagent<sup>18</sup> provided a further advantage, enabling **6b** to emerge as the major product in 48% isolated yield (entry 5), along with **7b** obtained in 26% yield, which was easily separated from **6b** by flash chromatography due to its significantly lower polarity on silica gel. Subsequent experiments proved unsuccessful in further optimizing the outcome; increasing the reaction time (prior to NH<sub>4</sub>Cl quench) had a negligible effect (entry 6), while performing slow addition of the Grignard reagent at -20 °C returned mostly unreacted **5** (entry 7).<sup>19</sup>

Although the yield of **6b** was affected by the persistent formation of **7b**, we remained optimistic that screening a variety of Grignard reagents would provide more favorable results, given the apparent dependency of the product ratio on the Grignard reagent. Therefore, we proceeded to examine the scope of the process under the newly established conditions (Table 2). A range of structurally and electronically diverse Grignard reagents such as cyclic, primary alkyl and functionalized benzylic and aryl carbanions, including *ortho*-substituted substrates, were found to be accommodated, affording the

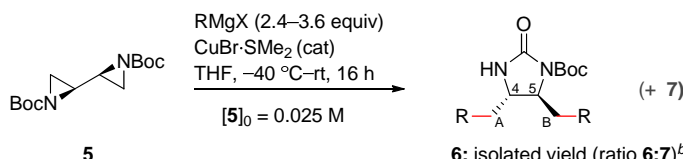
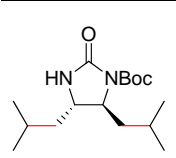
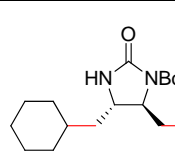
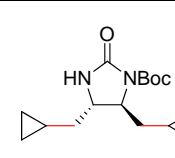
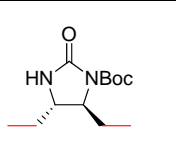
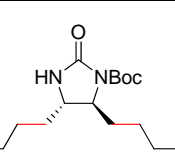
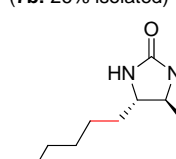
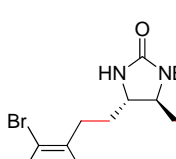
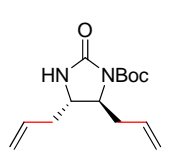
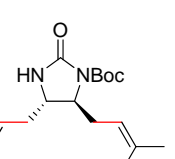
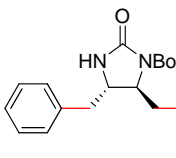
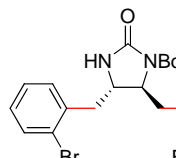
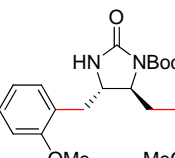
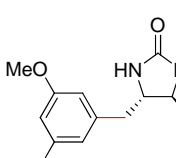
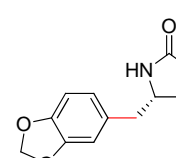
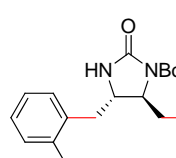
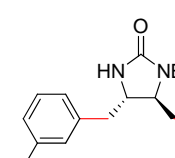
desired imidazolidinones **6a–6p** in modest to good yields (37–84%). With the majority of Grignard reagents examined, the yield of **6** was notably lower than would be expected based on the product ratio, indicating biaziridine decomposition as a competing reaction pathway. The products were purified by silica gel flash chromatography and were observed to be stable to these conditions.

Similarly to the isopropyl test substrate, clean C–C bond formation took place with the cyclohexyl Grignard reagent, but equimolar amounts of **6c** and **7c** were formed, resulting in a 46% yield of **6c** (Table 2). Notably, all other Grignard reagents surveyed provided higher ratios of **6:7** than observed with the secondary carbanions (isopropyl and cyclohexyl). Primary alkyl (non-methyl) and aryl Grignard reagents were particularly good performers in this regard, providing molar ratios of **6:7** in excess of 90:10 in all cases. With aryl and vinyl Grignard reagents, up to 3.6 equiv of the carbanion was required for complete consumption of **5**, although not at the expense of the product ratio.

The method was revealed to be somewhat sensitive to inductive effects: the electron-rich 2-methoxyphenyl Grignard reagent furnished **6l** in 80% yield (Table 2), whereas the electron-deficient 3-chloro derivative provided **6p** in a reduced 37% yield. In the latter case, a number of unidentified side products were observed. The 2-bromophenyl Grignard reagent was required in four-fold excess for complete consumption of **5**, presumably due to nucleophile loss via decomposition to benzyne.<sup>20</sup> Under these conditions, **6a** was obtained in 60% yield, with, at most, a trace of **7a** formed, representing a significant improvement to our original lead result (Scheme 1). Unsuccessful substrates under the standard conditions included *tert*-butyl, ethynyl and 2-thienyl Grignard reagents (products not shown). In these cases, unreacted **5** was the predominant component in the crude mixture after work-up.

NMR analysis of the products revealed some notable general characteristics. H4 was observed in all cases as an apparent triplet ( $\delta$  3.14–3.63 ppm,  $J$  = 5.7–7.4 Hz), while H5 routinely resonated further downfield as a doublet ( $\delta$  3.73–4.40 ppm,  $J$  = 7.8–10.8 Hz). These multiplicities were attributed to vicinal coupling with their adjacent methylene protons (HA and HB), as no correlations between H4 and H5 were observed by gCOSY analysis. The diastereotopic methylene protons at HA, as well as HB, were fully resolved as two distinct doublets of doublets for some compounds derived from aryl Grignard reagents (e.g., **6k**, **6n**). In regards to the <sup>13</sup>C NMR spectra, several products bearing pendant aryl moieties exhibited up to two doubly degenerate signals (ArC's), likely as a consequence of the pseudo C<sub>2</sub>-symmetric nature of the compounds.

**Table 2. Grignard Substrate Scope<sup>a</sup>**

		<p><b>6: isolated yield (ratio 6:7)<sup>b</sup></b></p>	
		<p><b>6b:</b> 48% (55:45) (<b>7b:</b> 26% isolated)</p>	
		<p><b>6c:</b> 46% (50:50)</p>	
		<p><b>6d:</b> 63% (80:20)</p>	
		<p><b>6e:</b> 59% (66:34)</p>	
		<p><b>6f:</b> 68% (&gt;90:10)</p>	
		<p><b>6g:</b> 76% (&gt;90:10)</p>	
		<p><b>6h:</b> 61% (&gt;90:10)</p>	
		<p><b>6i:</b> 57% (63:37)</p>	
		<p><b>6j:</b> 40% (&gt;80:20)<sup>c</sup></p>	
		<p><b>6k:</b> 60% (&gt;90:10)</p>	
		<p><b>6a:</b> 42% (&gt;90:10)<sup>d</sup> 60% (&gt;90:10)<sup>e</sup></p>	
		<p><b>6l:</b> 80% (&gt;90:10) <i>ent</i>-<b>6l:</b> 84% (&gt;90:10)<sup>f</sup></p>	
		<p><b>6m:</b> 60% (&gt;90:10)</p>	
		<p><b>6n:</b> 70% (&gt;90:10)</p>	
		<p><b>6o:</b> 55% (&gt;90:10)</p>	
		<p><b>6p:</b> 37% (&gt;90:10)</p>	

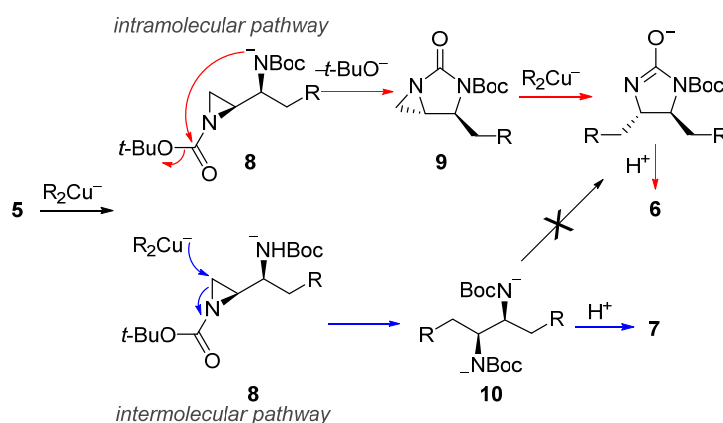
<sup>a</sup> Reactions performed with 0.14 mmol of **5** and 10–15 mol % CuBr·SMe<sub>2</sub> (wrt RMgX). <sup>b</sup> The product ratio was determined by <sup>1</sup>H NMR analysis of the crude reaction mixture and **6** was isolated by flash chromatography. <sup>c</sup> Product ratio unable to be determined with more precision due to multiple side products. <sup>d</sup> 4 equiv RMgX used, some unreacted **5** was returned. <sup>e</sup> 8 equiv RMgX used. <sup>f</sup> *ent*-**5** used. Red-colored bonds highlight new C–C bond formation.

As anticipated, all evidence pertaining to the stereochemical purity of the products pointed conclusively to a complete chirality transfer from the biaziridine. The absence of diastereoisomers in the NMR spectra of all crude materials and purified products served as primary evidence against epimerization under the basic ring opening conditions. In addition, representative ring-opening product *ent*-**6l** was

prepared and was found to have a specific rotation equal and opposite to **6l** (Table 2, insert). The optical purities of **6l** and *ent*-**6l** were further confirmed by analytical chiral HPLC.<sup>21</sup>

A divergent reaction mechanism is proposed in Scheme 2 to account for the formation of **6** and side product **7**. Initially, nucleophilic addition of the organocuprate produces common intermediate **8**, which can either be attacked by a second equivalent of the carbanion to give the fully ring-opened diamine **7** (blue arrows, intermolecular pathway) or undergo an intramolecular *N*-acylation<sup>22,23</sup> to produce bicyclic intermediate **9** (red arrows, intramolecular pathway).<sup>24</sup> Subsequent addition of a second equivalent of the organocuprate to **9** ultimately produces imidazolidinone **6**. This mechanistic proposal is consistent with our earlier data in that the resultant ratio of **6**:**7** was found to increase with higher dilution and lesser equivalents of the carbanion; conditions which would be expected to favor the intramolecular pathway. Furthermore, the propensity for secondary alkyl and cyclic Grignard reagents to produce greater quantities of **7** can be rationalized by the higher reactivity of their derived organocuprates towards **8**, as the rate of competing cyclization to **9** is presumably independent of the pendant R group. Notably, the possibility of an alternative entry (or additional contribution) to **6** via cyclization of intermediate **10** can be ruled out on the basis that an extended stirring time did not alter the final product ratio, although this mode of ring closure has been reported for the lithium dianion of an aryl *ortho*-dicarbamate.<sup>25</sup>

### Scheme 2. Proposed Reaction Mechanism<sup>a</sup>



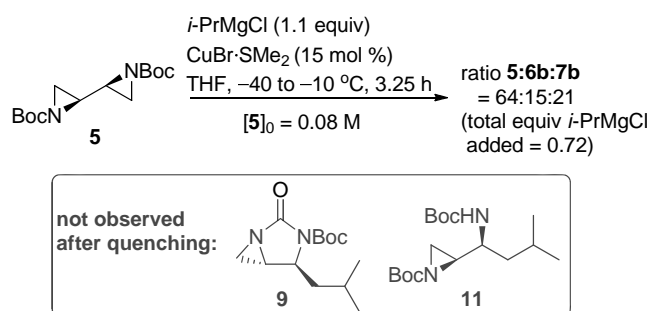
<sup>a</sup> (MgX)<sup>+</sup> counterions are omitted for clarity.

In an attempt to characterize the reaction products of mono-carbanion addition, we performed an experiment with a limiting amount of *i*-PrMgCl and maintained the temperature below  $-10\text{ }^{\circ}\text{C}$  (Scheme



3). Interestingly, TLC and NMR analyses of the crude mixture did not reveal any new reaction products; only the previously characterized di-addition products **6b** and **7b** were present, in addition to unreacted **5** as the major component. The absence of **11** was not overly surprising, given that there are presumably two modes for the consumption of its anionic precursor **8** (see Scheme 2), but the lack of observation of **9** is more difficult to rationalize. Essentially, if **9** is formed during the ring opening process, its absence in the crude mixture suggests either its instability to the aqueous workup conditions,<sup>26</sup> or a significantly greater reactivity to ring opening than **5**, thereby being consumed more rapidly by the available carbanion. In line with the latter, a number of related aziridine-fused imidazolidinones<sup>27</sup> and oxazolidinones<sup>27</sup> have been shown to undergo facile and regioselective nucleophilic ring opening at the terminal methylene position, including by organocuprates.<sup>26b,c,27b.</sup>

### Scheme 3. Reaction of **5** with Limiting *i*-PrMgCl



In summary, we have developed a new, enantiospecific route to 2-imidazolidinones via the ring opening of Boc-protected 2,2'-biaziridine with Grignard reagents. As demonstrated, this method has the potential to access a diverse range of enantiopure 2-imidazolidinones in a single step from a common, easily prepared chiral-pool precursor. This approach can be considered as a variant of the classical ‘vicinal diamine + carbonyl source’ imidazolidinone synthesis, whereby in this case the latent diamine is embedded in the biaziridine. Further elaboration of the products prepared herein towards new catalysts and medicinally relevant materials can be readily envisioned, taking advantage of the embedded halogen, alkoxy and olefin moieties, as well as the numerous methods available for *N*-functionalization of 2-imidazolidinones.<sup>28</sup>

## Experimental Section

**General Methods and Materials.** All reactions were carried out in standard laboratory glassware with magnetic stirring under N<sub>2</sub>. Thin layer chromatography (TLC) was performed on aluminum-backed 0.20 mm silica gel plates. Visualization was accomplished with UV light or a solution of phosphomolybdic acid in ethanol. Flash chromatography was performed under positive air pressure

using Silica Gel 60 of 230–400 mesh (40–63  $\mu\text{m}$ ). Melting points (mp) are uncorrected. Optical Rotations were measured in  $\text{CH}_2\text{Cl}_2$  with a path length of 1.0 dm ( $\lambda = 589\text{ nm}$ ). Proton and carbon magnetic resonance spectra ( $^1\text{H}$  NMR and  $^{13}\text{C}$  NMR) were recorded at 300 MHz, or at 500 MHz, as specified. Spectra were acquired in  $\text{CDCl}_3$  and are reported relative to tetramethylsilane ( $^1\text{H}$ :  $\delta = 0.00$  ppm) and solvent resonance ( $^{13}\text{C}$ :  $\delta = 77.0$  ppm).  $^1\text{H}$  NMR data are reported as follows: chemical shift, multiplicity (abbreviations: s = singlet, bs = broad singlet, d = doublet, bd = broad doublet, dd = doublet of doublets, t = triplet, q = quartet, m = multiplet), coupling constant (Hz) and integration. High resolution mass spectrometry (HRMS) was performed on a QTOF ESI Spectrometer or on a TOF EI Spectrometer.

Anhydrous tetrahydrofuran was obtained commercially. (2*S*,2'*S*)-1,1'-Di-(*tert*-butoxycarbonyl)-2,2'-biaziridine **5** and its (*R,R*)-enantiomer (*ent*-**5**) were prepared from D- and L-tartaric acid, respectively, according to a published procedure.<sup>12</sup> Notably, **5** is a bench-stable solid, that can be stored indefinitely at ambient temperature without decomposition. 2-Bromophenylmagnesium chloride was prepared from 2-bromiodobenzene via I/Mg exchange with *i*-PrMgCl.<sup>29</sup> 3-Chlorophenylmagnesium chloride was prepared from 1-bromo-3-chlorobenzene via Br/Mg exchange with *i*-PrMgCl·LiCl.<sup>30</sup> Other Grignard reagents were obtained commercially or prepared from freshly acid-washed Mg turnings. All other reagents and solvents were obtained reagent grade from commercial sources and used as received.

**General Procedure for the Ring Opening of Biaziridine 5 with Grignard Reagents.** To a suspension of **5** (40.0 mg, 0.14 mmol) and CuBr·SMe<sub>2</sub> (10–15 mol % wrt the Grignard reagent) in THF at –40 °C (liquid N<sub>2</sub>/MeCN slush bath) was added a Grignard reagent (2.4–3.6 equiv) in THF (total volume of THF = 5.6 mL; individual proportions vary depending on the Grignard concentration). The resulting solution was allowed to warm to rt with stirring over 16 h. The mixture was quenched with saturated NH<sub>4</sub>Cl (2 mL), diluted with brine (10 mL) and extracted with EtOAc (20 mL). The organic layer was dried (MgSO<sub>4</sub>) and concentrated under reduced pressure. The residue was analyzed by  $^1\text{H}$  NMR spectroscopy to determine the product ratio, before being subjected to flash chromatography to isolate the desired imidazolidinone.

(4*S*,5*S*)-2,7-Dimethyl-4,5-di(*N*-*tert*-butoxycarbonylamino)octane (**7b**) and (4*S*,5*S*)-4,5-Diisobutyl-1-*tert*-butoxycarbonyl-2-imidazolidinone (**6b**). The title compounds were prepared according to the general procedure using **5** (40.0 mg, 0.14 mmol) and CuBr·SMe<sub>2</sub> (10.8 mg, 0.053 mmol) in THF (5.4

mL) and a solution of *i*-PrMgCl (1.8 M in THF, 0.19 mL, 0.34 mmol). Flash chromatography (2.4 g silica, 5% EtOAc/hexanes) gave **7b** (13.5 mg, 26%) as a white solid. mp 146–147 °C; TLC (15% EtOAc/pet ether)  $R_F$  = 0.71;  $[\alpha]_D^{21}$  –65.9 (*c* 2.77, CH<sub>2</sub>Cl<sub>2</sub>); <sup>1</sup>H NMR (300 MHz, CDCl<sub>3</sub>, major rotamer only) δ 4.45 (bd, *J* = 9.1 Hz, 2H), 3.63–3.46 (m, 2H), 1.74–1.61 (m, 2H), 1.43 (s, 18H), 1.36–1.22 (m, 4H), 0.94–0.88 (m, 12H); <sup>13</sup>C NMR (75 MHz, CDCl<sub>3</sub>) δ 156.3, 79.0, 52.9, 42.4, 28.4, 24.9, 23.4, 21.9; IR (neat) ν 3351, 2949, 1685, 1534, 1362, 1291, 1179, 1011 cm<sup>–1</sup>; HRMS (EI) calcd for C<sub>20</sub>H<sub>40</sub>N<sub>2</sub>O<sub>4</sub> 372.2988 [M]<sup>+</sup>, found 372.3001. Further elution (5% to 20% EtOAc/hexanes) gave **6b** (20.0 mg, 48%) as a colorless gum. TLC (30% EtOAc/pet ether)  $R_F$  = 0.32;  $[\alpha]_D^{21}$  –5.4 (*c* 4.23, CH<sub>2</sub>Cl<sub>2</sub>); <sup>1</sup>H NMR (300 MHz, CDCl<sub>3</sub>) δ 6.33 (bs, 1H), 3.77 (t, *J* = 7.2 Hz, 1H), 3.25 (t, *J* = 7.2 Hz, 1H), 1.53 (s, 9H), 1.74–1.32 (m, 5H), 1.30–1.22 (m, 1H), 0.97–0.91 (m, 12H); <sup>13</sup>C NMR (75 MHz, CDCl<sub>3</sub>) δ 155.7, 150.4, 82.0, 59.5, 52.1, 45.4, 42.4, 28.1, 24.3, 24.2, 23.9, 23.0, 22.0, 21.5; IR (neat) ν 3289, 2952, 2866, 1787, 1711, 1370, 1336, 1254, 1164, 1131, 1102, 778 cm<sup>–1</sup>; HRMS (EI) calcd for C<sub>16</sub>H<sub>30</sub>N<sub>2</sub>O<sub>3</sub> 298.2256 [M]<sup>+</sup>, found 298.2259.

(4*S*,5*S*)-4,5-Di(cyclohexylmethyl)-1-*tert*-butoxycarbonyl-2-imidazolidinone (**6c**). This was prepared according to the general procedure using **5** (40.0 mg, 0.14 mmol) and CuBr·SMe<sub>2</sub> (10.8 mg, 0.053 mmol) in THF (5.2 mL) and a solution of cyclohexylmagnesium chloride (1.84 M in THF, 0.20 mL, 0.37 mmol). Flash chromatography (2.0 g silica, 20% EtOAc/hexanes) gave **6c** (24.3 mg, 46%) as an amorphous solid. TLC (20% EtOAc/pet ether)  $R_F$  = 0.14;  $[\alpha]_D^{25}$  = –2.2 (*c* 1.20, CH<sub>2</sub>Cl<sub>2</sub>); <sup>1</sup>H NMR (500 MHz, CDCl<sub>3</sub>) δ 5.93 (s, 1H), 3.81 (d, *J* = 9.6 Hz, 1H), 3.28 (t, *J* = 7.0 Hz, 1H), 1.86–1.38 (m, 21H), 1.38–1.11 (m, 9H), 1.08–0.87 (m, 5H); <sup>13</sup>C NMR (125 MHz, CDCl<sub>3</sub>) δ 155.4, 150.4, 82.0, 58.9, 51.5, 43.9, 41.0, 34.4, 34.0, 33.9, 33.5, 33.0, 32.5, 28.2, 26.4, 26.3, 26.10, 26.07; IR (neat) ν 3284, 2921, 2346, 1776, 1744, 1701, 1340, 1250, 1157, 857, 774, 733 cm<sup>–1</sup>; HRMS (ESI) calcd for C<sub>22</sub>H<sub>38</sub>N<sub>2</sub>NaO<sub>3</sub> 401.2780 [M+Na]<sup>+</sup>, found 401.2765.

(4*S*,5*S*)-4,5-Di(cyclopropylmethyl)-1-*tert*-butoxycarbonyl-2-imidazolidinone (**6d**). This was prepared according to the general procedure using **5** (40.0 mg, 0.14 mmol) and CuBr·SMe<sub>2</sub> (10.8 mg, 0.053 mmol) in THF (4.55 mL) and a solution of cyclopropylmagnesium bromide (0.5 M in THF, 0.85 mL, 0.42 mmol). Flash chromatography (2.0 g silica, 30% EtOAc/hexanes) gave **6d** (26.2 mg, 63%) as an amorphous solid. TLC (40% EtOAc/pet ether)  $R_F$  = 0.40;  $[\alpha]_D^{25}$  = –6.8 (*c* 1.20, CH<sub>2</sub>Cl<sub>2</sub>); <sup>1</sup>H NMR (500 MHz, CDCl<sub>3</sub>) δ 6.05 (s, 1H), 3.94 (d, *J* = 9.0 Hz, 1H), 3.49 (t, *J* = 5.7 Hz, 1H), 1.79–1.70 (m, 2H), 1.61–1.47 (m, 10H), 1.40–1.30 (m, 1H), 0.76–0.64 (m, 2H), 0.58–0.41 (m, 4H), 0.20–0.08 (m, 4H); <sup>13</sup>C

NMR (125 MHz, CDCl<sub>3</sub>)  $\delta$  155.6, 150.4, 82.0, 60.6, 54.1, 41.0, 38.0, 28.1, 6.8, 6.3, 5.0, 4.4, 3.9, 3.5; IR (neat)  $\nu$  3303, 2987, 2335, 1772, 1701, 1343, 1251, 1162, 1018, 855, 824, 775, 756 cm<sup>-1</sup>; HRMS (ESI) calcd for C<sub>16</sub>H<sub>26</sub>N<sub>2</sub>NaO<sub>3</sub> 317.1841 [M+Na]<sup>+</sup>, found 317.1826.

*(4S,5S)-4,5-Diethyl-1-tert-butoxycarbonyl-2-imidazolidinone (6e)*. This was prepared according to the general procedure using **5** (41.5 mg, 0.15 mmol) and CuBr·SMe<sub>2</sub> (14.2 mg, 0.069 mmol) in THF (5.58 mL) and a solution of methylmagnesium chloride (1.8 M in THF, 0.26 mL, 0.46 mmol). Flash chromatography (2.0 g silica, 30% EtOAc/hexanes) gave **6e** (21.0 mg, 59%) as a pale yellow gum. TLC (40% EtOAc/pet ether)  $R_F$  = 0.37;  $[\alpha]_D^{25}$  = -2.0 ( $c$  1.05, CH<sub>2</sub>Cl<sub>2</sub>); <sup>1</sup>H NMR (500 MHz, CDCl<sub>3</sub>)  $\delta$  5.63 (bs, 1H), 3.73 (d,  $J$  = 8.3 Hz, 1H), 3.14 (t,  $J$  = 6.0 Hz, 1H), 1.84–1.57 (m, 4H), 1.53 (s, 9H), 0.98–0.88 (m, 6H); <sup>13</sup>C NMR (75 MHz, CDCl<sub>3</sub>)  $\delta$  155.8, 150.5, 82.1, 61.2, 54.6, 29.2, 28.1, 26.4, 9.1, 8.5; IR (neat)  $\nu$  2968, 1774, 1738, 1702, 1344, 1253, 1161, 1102, 855, 775, 757 cm<sup>-1</sup>; HRMS (ESI) calcd for C<sub>12</sub>H<sub>22</sub>N<sub>2</sub>NaO<sub>3</sub> 265.1528 [M+Na]<sup>+</sup>, found 265.1530.

*(4S,5S)-4,5-Di(4-pentenyl)-1-tert-butoxycarbonyl-2-imidazolidinone (6f)*. This was prepared according to the general procedure using **5** (40.0 mg, 0.14 mmol) and CuBr·SMe<sub>2</sub> (10.8 mg, 0.053 mmol) in THF (4.6 mL) and a solution of but-3-en-1-ylmagnesium bromide (0.44 M in THF, 0.83 mL, 0.37 mmol). Flash chromatography (2.0 g silica, 20% EtOAc/hexanes) gave **6f** (31.6 mg, 68%) as an amorphous solid. TLC (20% EtOAc/pet ether)  $R_F$  = 0.10;  $[\alpha]_D^{25}$  = -2.6 ( $c$  1.60, CH<sub>2</sub>Cl<sub>2</sub>); <sup>1</sup>H NMR (500 MHz, CDCl<sub>3</sub>)  $\delta$  6.49 (bs, 1H), 5.84–5.71 (m, 2H), 5.08–4.92 (m, 4H), 3.75 (d,  $J$  = 8.5 Hz, 1H), 3.19 (t,  $J$  = 6.5 Hz, 1H), 2.13–2.02 (m, 4H), 1.76–1.61 (m, 2H), 1.59–1.31 (m, 15H); <sup>13</sup>C NMR (125 MHz, CDCl<sub>3</sub>)  $\delta$  155.6, 150.5, 137.93, 137.86, 115.2, 115.1, 82.1, 60.4, 53.7, 35.8, 33.4, 33.3, 33.0, 28.1, 24.1, 23.7; IR (neat)  $\nu$  3309, 2931, 2358, 1773, 1700, 1340, 1249, 1157, 909, 855, 775, 756, 638 cm<sup>-1</sup>; HRMS (ESI) calcd for C<sub>18</sub>H<sub>30</sub>N<sub>2</sub>NaO<sub>3</sub> 345.2154 [M+Na]<sup>+</sup>, found 345.2142.

*(4S,5S)-4,5-Di(4-benzyloxybutyl)-1-tert-butoxycarbonyl-2-imidazolidinone (6g)*. This was prepared according to the general procedure using **5** (40.0 mg, 0.14 mmol) and CuBr·SMe<sub>2</sub> (10.8 mg, 0.053 mmol) in THF (3.9 mL) and a solution of 3-benzyloxypropylmagnesium bromide (0.24 M in THF, 1.53 mL, 0.37 mmol). Flash chromatography (2.0 g silica, 30% EtOAc/hexanes) gave **6g** (54.3 mg, 76%) as an amorphous solid. TLC (40% EtOAc/pet ether)  $R_F$  = 0.23;  $[\alpha]_D^{25}$  = -3.8 ( $c$  2.70, CH<sub>2</sub>Cl<sub>2</sub>); <sup>1</sup>H NMR (500 MHz, CDCl<sub>3</sub>)  $\delta$  7.38–7.24 (m, 10H), 5.65 (bs, 1H), 4.48 (s, 4H), 3.75 (d,  $J$  = 8.7 Hz, 1H), 3.46 (q,  $J$  = 5.8 Hz, 4H), 3.16 (t,  $J$  = 6.7 Hz, 1H), 1.77–1.57 (m, 6H), 1.54–1.31 (m, 16H); <sup>13</sup>C NMR (125 MHz,

CDCl<sub>3</sub>)  $\delta$  155.4, 150.4, 138.40, 138.36, 128.31, 128.30, 127.60, 127.56, 127.51, 127.48, 82.1, 72.90, 72.87, 69.8, 69.7, 60.4, 53.6, 36.2, 33.3, 29.5, 29.4, 28.1, 21.6, 21.1; IR (neat)  $\nu$  3929, 2858, 2360, 1773, 1696, 1457, 1340, 1249, 1098, 855, 736, 697 cm<sup>-1</sup>; HRMS (ESI) calcd for C<sub>30</sub>H<sub>42</sub>N<sub>2</sub>NaO<sub>5</sub> 533.2991 [M+Na]<sup>+</sup>, found 533.3013.

*(4S,5S)-4,5-Di(2-(2-bromophenyl)ethyl)-1-tert-butoxycarbonyl-2-imidazolidinone (6h)*. This was prepared according to the general procedure using **5** (40.0 mg, 0.14 mmol) and CuBr·SMe<sub>2</sub> (10.8 mg, 0.053 mmol) in THF (3.8 mL) and a solution of 2-bromobenzylmagnesium bromide (0.25 M in Et<sub>2</sub>O, 1.60 mL, 0.40 mmol). Flash chromatography (2.0 g silica, 30% EtOAc/hexanes) gave **6h** (47.4 mg, 61%) as an amorphous solid. TLC (30% EtOAc/pet ether)  $R_F$  = 0.21;  $[\alpha]_D^{25}$  = -15.1 (*c* 2.35, CH<sub>2</sub>Cl<sub>2</sub>); <sup>1</sup>H NMR (500 MHz, CDCl<sub>3</sub>)  $\delta$  7.52 (t,  $J$  = 8.9 Hz, 2H), 7.29–7.02 (m, 6H), 6.77 (bs, 1H), 3.99–3.93 (m, 1H), 3.44 (t,  $J$  = 5.7 Hz, 1H), 2.85–2.68 (m, 4H), 2.06–1.96 (m, 2H), 1.94–1.81 (m, 2H), 1.50 (s, 9H); <sup>13</sup>C NMR (125 MHz, CDCl<sub>3</sub>, one doubly degenerate ArC)  $\delta$  155.7, 150.2, 140.0, 139.9, 132.91, 132.88, 130.4, 130.2, 128.0, 127.9, 127.7, 127.6, 124.2, 82.3, 60.0, 53.0, 36.5, 33.7, 31.7, 31.2, 28.1; IR (neat)  $\nu$  3298, 2966, 2360, 1772, 1472, 1340, 1249, 1154, 1022, 854, 749, 659 cm<sup>-1</sup>; HRMS (ESI) calcd for C<sub>24</sub>H<sub>28</sub>(<sup>79</sup>Br)<sub>2</sub>N<sub>2</sub>NaO<sub>3</sub> 573.0364 [M+Na]<sup>+</sup>, found 573.0386.

*(4S,5S)-4,5-Di(2-propenyl)-1-tert-butoxycarbonyl-2-imidazolidinone (6i)*. This was prepared according to the general procedure using **5** (40.0 mg, 0.14 mmol) and CuBr·SMe<sub>2</sub> (14.2 mg, 0.069 mmol) in THF (5.34 mL) and a solution of vinylmagnesium chloride (1.6 M in THF, 0.29 mL, 0.46 mmol). Flash chromatography (2.0 g silica, 30% EtOAc/hexanes) gave **6i** (21.5 mg, 57%) as a pale yellow gum. TLC (40% EtOAc/pet ether)  $R_F$  = 0.36;  $[\alpha]_D^{25}$  = -13.4 (*c* 0.74, CH<sub>2</sub>Cl<sub>2</sub>); <sup>1</sup>H NMR (500 MHz, CDCl<sub>3</sub>)  $\delta$  5.84 (bs, 1H), 5.77–5.64 (m, 2H), 5.19–5.11 (m, 4H), 3.87 (d,  $J$  = 8.4 Hz, 1H), 3.33 (t,  $J$  = 5.9 Hz, 1H), 2.56–2.48 (m, 1H), 2.46–2.38 (m, 1H), 2.30–2.18 (m, 2H), 1.53 (s, 9H); <sup>13</sup>C NMR (75 MHz, CDCl<sub>3</sub>)  $\delta$  155.3, 150.2, 132.2, 132.1, 119.41, 119.35, 82.4, 59.0, 52.0, 40.3, 37.7, 28.1; IR (neat)  $\nu$  2913, 1771, 1704, 1343, 1251, 1158, 1103, 914, 855, 774, 756, 621 cm<sup>-1</sup>; HRMS (ESI) calcd for C<sub>14</sub>H<sub>22</sub>N<sub>2</sub>NaO<sub>3</sub> 289.1528 [M+Na]<sup>+</sup>, found 289.1516.

*(4S,5S)-4,5-Di(3-methyl-2-butenyl)-1-tert-butoxycarbonyl-2-imidazolidinone (6j)*. This was prepared according to the general procedure using **5** (40.0 mg, 0.14 mmol) and CuBr·SMe<sub>2</sub> (10.8 mg, 0.053 mmol) in THF (4.55 mL) and a solution of 2-methylprop-1-en-1-ylmagnesium bromide (0.5 M in THF, 0.84 mL, 0.42 mmol). Flash chromatography (2.0 g silica, 20% EtOAc/hexanes) gave **6j** (18.0 mg,

40%) as an amorphous solid. TLC (30% EtOAc/pet ether)  $R_F = 0.31$ ;  $[\alpha]_D^{25} = -17.6$  ( $c$  0.90,  $\text{CH}_2\text{Cl}_2$ );  $^1\text{H}$  NMR (300 MHz,  $\text{CDCl}_3$ )  $\delta$  5.77 (s, 1H), 5.12–4.96 (m, 2H), 3.77 (d,  $J = 7.8$  Hz, 1H), 3.18 (t,  $J = 6.4$  Hz, 1H), 2.51–2.05 (m, 4H), 1.72 (s, 6H), 1.64 (s, 3H), 1.62 (s, 3H), 1.53 (s, 9H);  $^{13}\text{C}$  NMR (75 MHz,  $\text{CDCl}_3$ , one doubly degenerate  $\text{CH}_3$ )  $\delta$  155.5, 150.4, 136.2, 136.0, 118.0, 117.7, 82.1, 59.8, 53.0, 34.7, 31.7, 28.1, 25.8, 18.1, 18.0; IR (neat)  $\nu$  3287, 2979, 2360, 1769, 1340, 1249, 1157, 853, 774, 756  $\text{cm}^{-1}$ ; HRMS (ESI) calcd for  $\text{C}_{18}\text{H}_{30}\text{N}_2\text{NaO}_3$  345.2154  $[\text{M}+\text{Na}]^+$ , found 345.2147.

(4*S*,5*S*)-4,5-Dibenzyl-1-*tert*-butoxycarbonyl-2-imidazolidinone (**6k**). This was prepared according to the general procedure using **5** (40.0 mg, 0.14 mmol) and  $\text{CuBr}\cdot\text{SMe}_2$  (14.2 mg, 0.069 mmol) in THF (5.30 mL) and a solution of phenylmagnesium chloride (1.4 M in THF, 0.33 mL, 0.46 mmol). Flash chromatography (2.0 g silica, 30% EtOAc/hexanes) gave **6k** (31.2 mg, 60%) as an amorphous solid. TLC (40% EtOAc/PE)  $R_F = 0.38$ ;  $[\alpha]_D^{25} = -25.3$  ( $c$  1.12,  $\text{CH}_2\text{Cl}_2$ );  $^1\text{H}$  NMR (500 MHz,  $\text{CDCl}_3$ )  $\delta$  7.33–7.17 (m, 6H), 7.14 (d,  $J = 7.0$  Hz, 2H), 6.92 (d,  $J = 7.1$  Hz, 2H), 4.87 (bs, 1H), 4.13 (d,  $J = 10.0$  Hz, 1H), 3.46 (t,  $J = 6.8$  Hz, 1H), 3.26 (dd,  $J = 13.3, 3.6$  Hz, 1H), 2.71 (dd,  $J = 13.3, 10.0$  Hz, 1H), 2.59 (dd,  $J = 13.4, 8.7$  Hz, 1H), 2.46 (dd,  $J = 13.4, 5.2$  Hz, 1H), 1.58 (s, 9H);  $^{13}\text{C}$  NMR (75 MHz,  $\text{CDCl}_3$ )  $\delta$  155.0, 150.1, 136.0, 135.8, 129.2, 128.9, 128.69, 128.65, 126.82, 126.79, 82.5, 60.7, 53.5, 42.0, 39.1, 28.1; IR (neat)  $\nu$  1762, 1490, 1340, 1152, 1061, 1022, 847, 748, 701  $\text{cm}^{-1}$ ; HRMS (ESI) calcd for  $\text{C}_{22}\text{H}_{26}\text{N}_2\text{NaO}_3$  389.1841  $[\text{M}+\text{Na}]^+$ , found 389.1827. Note that *ent*-**6k** has been previously synthesized in nine steps from a protected L-aspartic acid derivative, although neither the specific rotation nor  $^{13}\text{C}$  NMR data was reported.<sup>15c</sup>

(4*S*,5*S*)-4,5-Di(2-bromobenzyl)-1-*tert*-butoxycarbonyl-2-imidazolidinone (**6a**). This was prepared according to the general procedure using **5** (40.0 mg, 0.14 mmol) and  $\text{CuBr}\cdot\text{SMe}_2$  (10.8 mg, 0.053 mmol) in THF (3.52 mL) and a solution of 2-bromophenylmagnesium chloride (0.6 M in THF, 1.88 mL, 1.13 mmol). Flash chromatography (2.0 g silica, 30% EtOAc/hexanes) gave **6a** (44.3 mg, 60%) as a pale yellow gum. Spectral data for **6a** was consistent with that reported previously.<sup>11</sup>

(4*S*,5*S*)-4,5-Di(2-methoxybenzyl)-1-*tert*-butoxycarbonyl-2-imidazolidinone (**6l**). This was prepared according to the general procedure using **5** (40.0 mg, 0.14 mmol) and  $\text{CuBr}\cdot\text{SMe}_2$  (10.8 mg, 0.053 mmol) in THF (4.50 mL) and a solution of 2-methoxyphenylmagnesium bromide (0.46 M in THF, 0.92 mL, 0.42 mmol). Flash chromatography (2.0 g silica, 40% EtOAc/hexanes) gave **6l** (48.1 mg, 80%) as a white solid. mp 136–138 °C; TLC (40% EtOAc/pet ether)  $R_F = 0.33$ ;  $[\alpha]_D^{25} = -18.0$  ( $c$  0.61,  $\text{CH}_2\text{Cl}_2$ );

<sup>1</sup>H NMR (500 MHz, CDCl<sub>3</sub>) δ 7.20–7.10 (m, 2H), 7.00 (d, *J* = 7.4 Hz, 1H), 6.88 (d, *J* = 7.4 Hz, 1H), 6.85–6.75 (m, 2H), 6.71 (d, *J* = 8.2 Hz, 1H), 6.66 (d, *J* = 8.2 Hz, 1H), 5.26 (bs, 1H), 4.28 (dd, *J* = 10.1, 4.3 Hz, 1H), 3.68 (s, 3H), 3.59 (s, 3H), 3.55 (t, *J* = 7.2 Hz, 1H), 3.21 (dd, *J* = 13.0, 4.3 Hz, 1H), 2.71 (t, *J* = 10.7 Hz, 1H), 2.62 (dd, *J* = 13.2, 7.2 Hz, 1H), 2.55 (dd, *J* = 13.2, 6.8 Hz, 1H), 1.56 (s, 9H); <sup>13</sup>C NMR (125 MHz, CDCl<sub>3</sub>) δ 157.6, 157.3, 155.3, 150.4, 131.4, 130.9, 128.1, 128.0, 124.6, 124.5, 120.4, 120.3, 110.21, 110.18, 81.9, 59.0, 55.0, 54.9, 51.6, 37.1, 34.1, 28.2; IR (neat) ν 2921, 1776, 1492, 1351, 1250, 1153, 1117, 1026, 754 cm<sup>-1</sup>; HRMS (EI) calcd for C<sub>24</sub>H<sub>30</sub>N<sub>2</sub>O<sub>5</sub> 426.2155 [M]<sup>+</sup>, found 426.2163.

(4*R*,5*R*)-4,5-Di(2-methoxybenzyl)-1-*tert*-butoxycarbonyl-2-imidazolidinone (*ent*-**6l**). This was prepared according to the general procedure using *ent*-**5** (40.6 mg, 0.14 mmol) and CuBr·SMe<sub>2</sub> (14.2 mg, 0.069 mmol) in THF (4.78 mL) and a solution of 2-methoxyphenylmagnesium bromide (0.46 M in THF, 0.92 mL, 0.42 mmol). Flash chromatography (2.0 g silica, 30% EtOAc/hexanes) gave *ent*-**6l** (51.3 mg, 84%) as a white solid. Spectral data for *ent*-**6l** was consistent with that reported above for **6l**. [ $\alpha$ ]<sub>D</sub><sup>25</sup> +18.3 (*c* 2.08, CH<sub>2</sub>Cl<sub>2</sub>).

(4*S*,5*S*)-4,5-Di(3,5-dimethoxybenzyl)-1-*tert*-butoxycarbonyl-2-imidazolidinone (**6m**). This was prepared according to the general procedure using **5** (40.0 mg, 0.14 mmol) and CuBr·SMe<sub>2</sub> (10.8 mg, 0.053 mmol) in THF (4.4 mL) and a solution of 3,5-dimethoxyphenylmagnesium bromide (0.49 M in THF, 1.0 mL, 0.49 mmol). Flash chromatography (2.0 g silica, 40% EtOAc/hexanes) gave **6m** (40.8 mg, 60%) as an amorphous solid. TLC (50% EtOAc/pet ether) *R*<sub>F</sub> = 0.35; [ $\alpha$ ]<sub>D</sub><sup>25</sup> = -15.0 (*c* 2.00, CH<sub>2</sub>Cl<sub>2</sub>); <sup>1</sup>H NMR (500 MHz, CDCl<sub>3</sub>) δ 6.30 (s, 1H), 6.25 (s, 1H), 6.24 (s, 2H), 6.06 (s, 2H), 5.17 (bs, 1H), 4.08 (d, *J* = 9.5 Hz, 1H), 3.75 (s, 6H), 3.72 (s, 6H), 3.47 (t, *J* = 7.2 Hz, 1H), 3.19 (dd, *J* = 13.2, 3.4 Hz, 1H), 2.62–2.52 (m, 2H), 2.41 (dd, *J* = 13.3, 6.1 Hz, 1H), 1.58 (s, 9H); <sup>13</sup>C NMR (125 MHz, CDCl<sub>3</sub>, two doubly degenerate ArC's) δ 160.9, 154.7, 150.2, 138.2, 138.1, 107.2, 106.8, 98.8, 82.6, 60.8, 55.2, 55.1, 53.7, 42.6, 39.5, 28.2; IR (neat) ν 1772, 1607, 1595, 1458, 1429, 1340, 1293, 1205, 1148, 1064, 831, 691 cm<sup>-1</sup>; HRMS (ESI) calcd for C<sub>26</sub>H<sub>34</sub>N<sub>2</sub>NaO<sub>7</sub> 509.2264 [M+Na]<sup>+</sup>, found 509.2265.

(4*S*,5*S*)-4,5-Di(3,4-methylenedioxybenzyl)-1-*tert*-butoxycarbonyl-2-imidazolidinone (**6n**). This was prepared according to the general procedure using **5** (40.0 mg, 0.14 mmol) and CuBr·SMe<sub>2</sub> (10.8 mg, 0.053 mmol) in THF (4.4 mL) and a solution of 3,4-(methylenedioxy)phenylmagnesium bromide (0.42 M in THF, 1.0 mL, 0.42 mmol). Flash chromatography (2.0 g silica, 40% EtOAc/hexanes) gave **6n**

(44.5 mg, 70%) as an amorphous solid. TLC (50% EtOAc/pet ether)  $R_F$  = 0.36;  $[\alpha]_D^{25}$  = +1.8 ( $c$  0.80,  $\text{CH}_2\text{Cl}_2$ );  $^1\text{H}$  NMR (500 MHz,  $\text{CDCl}_3$ )  $\delta$  6.66 (d,  $J$  = 7.7 Hz, 1H), 6.62 (d,  $J$  = 7.8 Hz, 1H), 6.50–6.45 (m, 2H), 6.38 (d,  $J$  = 7.9 Hz, 1H), 6.34 (s, 1H), 5.97–5.89 (m, 4H), 5.78 (bs, 1H), 3.99 (d,  $J$  = 9.7 Hz, 1H), 3.40 (t,  $J$  = 7.1 Hz, 1H), 3.12 (dd,  $J$  = 13.3, 3.3 Hz, 1H), 2.60 (dd,  $J$  = 13.5, 6.5 Hz, 1H), 2.52 (dd,  $J$  = 13.2, 10.4 Hz, 1H), 2.40 (dd,  $J$  = 13.5, 7.5 Hz, 1H), 1.58 (s, 9H);  $^{13}\text{C}$  NMR (125 MHz,  $\text{CDCl}_3$ , one doubly degenerate ArC)  $\delta$  154.9, 150.2, 147.74, 147.69, 146.4, 129.6, 129.4, 122.3, 122.1, 109.2, 109.0, 108.20, 108.18, 101.01, 100.99, 82.6, 60.6, 53.7, 41.8, 38.8, 28.2; IR (neat)  $\nu$  3285, 2331, 1769, 1490, 1341, 1242, 1188, 1037, 928, 854, 813, 773, 735  $\text{cm}^{-1}$ ; HRMS (ESI) calcd for  $\text{C}_{24}\text{H}_{26}\text{N}_2\text{NaO}_7$  477.1638  $[\text{M}+\text{Na}]^+$ , found 477.1649.

(4*S*,5*S*)-4,5-Di(2-methylbenzyl)-1-*tert*-butoxycarbonyl-2-imidazolidinone (**6o**). This was prepared according to the general procedure using **5** (40.0 mg, 0.14 mmol) and  $\text{CuBr}\cdot\text{SMe}_2$  (10.8 mg, 0.053 mmol) in THF (4.9 mL) and a solution of *o*-tolylmagnesium chloride (1.0 M in THF, 0.47 mL, 0.47 mmol). Flash chromatography (2.0 g silica, 20% EtOAc/hexanes) gave **6o** (30.7 mg, 55%) as an amorphous solid. TLC (20% EtOAc/pet ether)  $R_F$  = 0.10;  $[\alpha]_D^{25}$  = –14.7 ( $c$  1.55,  $\text{CH}_2\text{Cl}_2$ );  $^1\text{H}$  NMR (300 MHz,  $\text{CDCl}_3$ )  $\delta$  7.16–6.92 (m, 7H), 6.76 (d,  $J$  = 7.4 Hz, 1H), 6.28 (bs, 1H), 4.14 (dd,  $J$  = 10.8, 4.5 Hz, 1H), 3.46 (t,  $J$  = 7.4 Hz, 1H), 3.27 (dd,  $J$  = 13.4, 4.5 Hz, 1H), 2.80–2.44 (m, 3H), 2.12 (s, 3H), 1.91 (s, 3H), 1.55 (s, 9H);  $^{13}\text{C}$  NMR (75 MHz,  $\text{CDCl}_3$ )  $\delta$  155.4, 150.3, 136.5, 136.1, 134.1, 134.0, 130.52, 130.48, 130.45, 129.6, 126.9, 126.8, 126.0, 125.9, 82.5, 58.3, 51.5, 39.0, 36.6, 28.1, 19.2, 18.9; IR (neat)  $\nu$  3298, 2331, 1772, 1700, 1456, 1340, 1243, 1151, 854, 741  $\text{cm}^{-1}$ ; HRMS (ESI) calcd for  $\text{C}_{24}\text{H}_{30}\text{N}_2\text{NaO}_3$  417.2154  $[\text{M}+\text{Na}]^+$ , found 417.2145.

(4*S*,5*S*)-4,5-Di(3-chlorobenzyl)-1-*tert*-butoxycarbonyl-2-imidazolidinone (**6p**). This was prepared according to the general procedure using **5** (40.0 mg, 0.14 mmol) and  $\text{CuBr}\cdot\text{SMe}_2$  (10.8 mg, 0.053 mmol) in THF (4.6 mL) and a solution of 3-chlorophenylmagnesium chloride (0.64 M in THF, 0.80 mL, 0.51 mmol). Flash chromatography (two iterations were required: 2.0 g silica, 25% EtOAc/hexanes) gave **6p** (22.4 mg, 37%) as a colorless gum. TLC (30% EtOAc/pet ether)  $R_F$  = 0.19;  $[\alpha]_D^{25}$  = –8.0 ( $c$  0.38,  $\text{CH}_2\text{Cl}_2$ );  $^1\text{H}$  NMR (500 MHz,  $\text{CDCl}_3$ )  $\delta$  7.22–7.10 (m, 4H), 7.03 (s, 1H), 6.93 (d,  $J$  = 6.9 Hz, 1H), 6.88 (s, 1H), 6.80 (d,  $J$  = 7.2 Hz, 1H), 5.69 (bs, 1H), 4.04 (d,  $J$  = 8.4 Hz, 1H), 3.42 (t,  $J$  = 7.0 Hz, 1H), 3.19 (dd,  $J$  = 13.2, 3.6 Hz, 1H), 2.70–2.59 (m, 2H), 2.48 (dd,  $J$  = 13.5, 7.0 Hz, 1H), 1.58 (s, 9H);  $^{13}\text{C}$  NMR (125 MHz,  $\text{CDCl}_3$ , two doubly degenerate ArC's)  $\delta$  154.6, 150.1, 137.8, 137.5, 134.53, 134.51, 129.9, 129.2, 129.0, 127.31, 127.29, 127.1, 82.9, 60.3, 53.5, 41.7, 38.8, 28.2; IR (neat)



$\nu$  3302, 2328, 1762, 1574, 1424, 1337, 1198, 1148, 1050, 786, 689  $\text{cm}^{-1}$ ; HRMS (ESI) calcd for  $\text{C}_{22}\text{H}_{24}\text{Cl}_2\text{N}_2\text{NaO}_3$  457.1062  $[\text{M}+\text{Na}]^+$ , found 457.1079.

## Supporting Information

NMR spectra and HPLC traces is available free of charge via the Internet at <http://pubs.acs.org>.

## Author Information

### Corresponding Author

\*E-mail: [keller@uow.edu.au](mailto:keller@uow.edu.au) (P.A.K.).

### Author Contributions

<sup>#</sup>M.D.K., S.J.B. and S.M.W. contributed equally.

## Notes

The authors declare no competing financial interest.

## References

- (1) (a) DasGupta, S.; Murumkar, P. R.; Giridhar, R.; Yadav, M. R. *Bioorg. Med. Chem.* **2009**, *17*, 3604–3617. (b) Yoshimitsu, T.; Ino, T.; Tanaka, T. *Org. Lett.* **2008**, *10*, 5457–5460. (c) Park, H.; Min, K.; Kwak, H.-S.; Koo, K. D.; Lim, D.; Seo, S.-W.; Choi, J.-U.; Platt, B.; Choi, D.-Y. *Bioorg. Med. Chem. Lett.* **2008**, *18*, 2900–2904. (d) Li, J. J.; Sutton, J. C.; Nirschl, A.; Zou, Y.; Wang, H.; Sun, C.; Pi, Z.; Johnson, R.; Krystek, S. R., Jr.; Seethala, R.; Golla, R.; Sleph, P. G.; Beehler, B. C.; Grover, G. J.; Fura, A.; Vyas, V. P.; Li, C. Y.; Gougoutas, J. Z.; Galella, M. A.; Zahler, R.; Ostrowski, J.; Hamann, L. G. *J. Med. Chem.* **2007**, *50*, 3015–3025. (e) Reichard, G. A.; Stengone, C.; Paliwal, S.; Mergelsberg, I.; Majmundar, S.; Wang, C.; Tiberi, R.; McPhail, A. T.; Piwinski, J. J.; Shih, N.-Y. *Org. Lett.* **2003**, *5*, 4249–4251. (f) De Lucca, G. V. *Bioorg. Med. Chem. Lett.* **1997**, *7*, 495–500.
- (2) (a) Doan, N.-D.; Hopewell, R.; Lubell, W. D. *Org. Lett.* **2014**, *16*, 2232–2235. (b) Sun, S.; Zhang, Z.; Kodumuru, V.; Pokrovskaya, N.; Fonarev, J.; Jia, Q.; Leung, P.-Y.; Tran, J.; Ratkay, L. G.; McLaren, D. G.; Radomski, C.; Chowdhury, S.; Fu, J.; Hubbard, B.; Winther, M. D.; Dales, N. A. *Bioorg. Med. Chem. Lett.* **2014**, *24*, 520–525.
- (3) (a) Hu, X.; Cao, Z.; Liu, Z.; Wang, Y.; Du, H. *Adv. Synth. Catal.* **2010**, *352*, 651–655. (b) Lou, Y.; Remarchuk, T. P.; Corey, E. J. *J. Am. Chem. Soc.* **2005**, *127*, 14223–14230. (c) Liu, Y.; Ding, K. *J. Am. Chem. Soc.* **2005**, *127*, 10488–10489. (d) Lou, Y.; Horikawa, M.; Kloster, R. A.; Hawryluk, N. A.; Corey, E. J. *J. Am. Chem. Soc.* **2004**, *126*, 8916–8918. (e) Zhang, Y. J.; Park, J. H.; Lee, S.-g. *Tetrahedron: Asymmetry* **2004**, *15*, 2209–2212. (f) Lee, S.-g.; Zhang, Y. J.; Song, C. E.; Lee, J. K.; Choi, J. H. *Angew. Chem., Int. Ed.* **2002**, *41*, 847–849.
- (4) (a) Bixa, T.; Hunter, R.; Andrijevic, A.; Petersen, W.; Su, H.; Dhoro, F. *J. Org. Chem.* **2015**, *80*, 762–769. (b) Duarte, F. J. S.; Bakalova, S. M.; Cabrita, E. J.; Santos, A. G. *J. Org. Chem.* **2011**, *76*, 6997–7004. (c)

MacNevin, C. J.; Moore, R. L.; Liotta, D. C. *J. Org. Chem.* **2008**, *73*, 1264–1269. (d) Treweeke, N. R.; Hitchcock, P. B.; Pardoe, D. A.; Caddick, S. *Chem. Commun.* **2005**, 1868–1870. (e) Chun, C. C.; Lee, G.-J.; Kim, J. N.; Kim, T. H. *Tetrahedron: Asymmetry* **2005**, *16*, 2989–2992. (f) Davies, S. G.; Evans, G. B.; Pearce, S. *Tetrahedron* **1994**, *50*, 7521–7534.

(5) (a) Li, J.; Stewart, I. C.; Grubbs, R. H. *Organometallics* **2010**, *29*, 3765–3768. (b) Fu, R.; Zhao, B.; Shi, Y. *J. Org. Chem.* **2009**, *74*, 7577–7580. (c) Vasanthakumar, G. R.; Bhor, V. M.; Surolia, A. *Synth. Commun.* **2007**, *37*, 2633–2639. (d) Blaszczyk, R.; Gajda, T. *Tetrahedron Lett.* **2007**, *48*, 5859–5863. (e) Nadir, U. K.; Krishna, R. V.; Singh, A. *Tetrahedron Lett.* **2005**, *46*, 479–482.

(6) (a) Ishikawa, T. *Arkivoc* **2006**, *vii*, 148–168. (b) Isobe, T.; Fukuda, K.; Ishikawa, T. *Tetrahedron: Asymmetry* **1998**, *9*, 1729–1735.

(7) Thanigaimalai, P.; Lee, K.-C.; Bang, S.-C.; Lee, J.-H.; Yun, C.-Y.; Roh, E.; Hwang, B.-Y.; Kim, Y.; Jung, S.-H. *Bioorg. Med. Chem.* **2010**, *18*, 1135–1142.

(8) (a) Badru, R.; Singh, B. *RSC Adv.* **2014**, *4*, 38978–38985. (b) Tamura, M.; Noro, K.; Honda, M.; Nakagawa, Y.; Tomishige, K. *Green Chem.* **2013**, *15*, 1567–1577. (c) Lee, A. V.; Sajitz, M.; Schafer, L. L. *Synthesis*, **2009**, 97–104. (d) Knölker, H.-J.; Braxmeier, T. *Tetrahedron Lett.* **1998**, *39*, 9407–9410.

(9) Selected examples: (a) He, T.; Gao, W.-C.; Wang, W.-K.; Zhang, C. *Adv. Synth. Catal.* **2014**, *356*, 1113–1118. (b) Han, S.; Zard, S. Z. *Org. Lett.* **2014**, *16*, 5386–5389. (c) Zhu, Y.; Cornwall, R. G.; Du, H.; Zhao, B.; Shi, Y. *Acc. Chem. Res.* **2014**, *47*, 3665–3678. (d) Strambeanu, I. I.; White, M. C. *J. Am. Chem. Soc.* **2013**, *135*, 12032–12037. (e) Shu, W.; Yu, Q.; Jia, G.; Ma, S. *Chem.–Eur. J.* **2011**, *17*, 4720–4723. (f) Sequeira, F. C.; Turnpenny, B. W.; Chemler, S. R. *Angew. Chem., Int. Ed.* **2010**, *49*, 6365–6368. (g) Kim, M.; Mulcahy, J. V.; Espino, C. G.; Du Bois, J. *Org. Lett.* **2006**, *8*, 1073–1076. (h) Katritzky, A. R.; Luo, Z.; Fang, Y.; Steel, P. J. *J. Org. Chem.* **2001**, *66*, 2858–2861.

(10) (a) Fu, S.; Yang, H.; Li, G.; Deng, Y.; Jiang, H.; Zeng, W. *Org. Lett.* **2015**, *17*, 1018–1021. (b) Hopkins, B. A.; Wolfe, J. P. *Angew. Chem., Int. Ed.* **2012**, *51*, 9886–9890. (c) Du, H.; Zhao, B.; Yuan, W.; Shi, Y. *Org. Lett.* **2008**, *10*, 4231–4234. (d) Kim, M. S.; Kim, Y.-W.; Hahm, H. S.; Jang, J. W.; Lee, W. K.; Ha, H.-J. *Chem. Commun.* **2005**, 3062–3064. (e) Dong, C.; Alper, H. *Tetrahedron: Asymmetry* **2004**, *15*, 1537–1540.

(11) Wales, S. M.; Willis, A. C.; Keller, P. A. *Chem. Commun.* **2010**, *46*, 9226–9228.

(12) Kanger, T.; Ausmees, K.; Müürisepp, A.-M.; Pehk, T.; Lopp, M. *Synlett* **2003**, 1055–1057.

(13) Chemoselective acidolysis of the Boc group in the presence of cyclic ureas is well precedented, for an example see: Yoo, D.; Kwon, S.; Kim, Y. G. *Tetrahedron: Asymmetry* **2005**, *16*, 3762–3766.

(14) (a) Du, H.; Zhao, B.; Shi, Y. *J. Am. Chem. Soc.* **2008**, *130*, 8590–8591. (b) Du, H.; Yuan, W.; Zhao, B.; Shi, Y. *J. Am. Chem. Soc.* **2007**, *129*, 11688–11689.

(15) (a) Hoang, C. T.; Alezra, V.; Guillot, R.; Kouklovsky, C. *Org. Lett.* **2007**, *9*, 2521–2524. (b) Zhao, L.; Qiao, L.; Rong, S.-B.; Kozikowski, A. P. *Tetrahedron Lett.* **2000**, *41*, 8711–8715. (c) Seki, M.; Shimizu, T.; Matsumoto, K. *J. Org. Chem.* **2000**, *65*, 1298–1304.

- (16) (a) Abdel-Aziz, A. A.-M.; El Bialy, S. A. A.; Goda, F. E.; Kunieda, T. *Tetrahedron Lett.* **2004**, *45*, 8073–8077. (b) Seo, R.; Ishizuka, T.; Abdel-Aziz, A. A.-M.; Kunieda, T. *Tetrahedron Lett.* **2001**, *42*, 6353–6355.
- (17) Bailey, S. J.; Wales, S. M.; Willis, A. C.; Keller, P. A. *Org. Lett.* **2014**, *16*, 4344–4347, and references cited therein.
- (18) Using 2.4 equiv of *i*-PrMgCl and 15 mol % of CuBr·SMe<sub>2</sub> (wrt *i*-PrMgCl), 0.36 equiv of the Grignard reagent is presumably “wasted” to unreactive RCu. Therefore, there is a negligible excess of reactive carbanion under these conditions.
- (19) TLC analysis had previously indicated very slow reaction rates at –40 °C. Therefore, the mixing temperature was modified to –20 °C in this case to allow an effect of a slow Grignard addition on the product ratio. This may have led to decomposition of the organocuprate.
- (20) (a) Krasovskiy, A.; Knochel, P. *Angew. Chem., Int. Ed.* **2004**, *43*, 3333–3336. (b) Inoue, A.; Kitagawa, K.; Shinokubo, H.; Oshima, K. *J. Org. Chem.* **2001**, *66*, 4333–4339.
- (21) See the Supporting Information for full details.
- (22) For a related example of intramolecular *N*-acylation involving an *N*-Boc aziridine, see: Funaki, I.; Thijs, L.; Zwanenburg, B. *Tetrahedron* **1996**, *52*, 9909–9924.
- (23) For a review of the electrophilic reactivity of the Boc group, see: Agami, C.; Couty, F. *Tetrahedron* **2002**, *58*, 2701–2724.
- (24) For a recent example of a cascade (mono)aziridine ring-opening/aza anion intramolecular Boc group addition using a fluoride nucleophile to give bicyclic imidazolidinones, see: Nonn, M.; Kiss, L.; Haukka, M.; Fustero, S.; Fülöp, F. *Org. Lett.* **2015**, *17*, 1074–1077.
- (25) Brugier, D.; Outurquin, F.; Paulmier, C. *Tetrahedron* **2000**, *56*, 2985–2993.
- (26) (a) Maciagiewicz, I. M.; Fang, F.; Roberts, D. A.; Zhou, S.; Hines, J. V.; Bergmeier, S. C. *Synthesis* **2012**, *44*, 551–560. (b) Means, J. A.; Katz, S.; Nayek, A.; Anupam, R.; Hines, J. V.; Bergmeier, S. C. *Bioorg. Med. Chem. Lett.* **2006**, *16*, 3600–3604. (c) Bergmeier, S. C.; Stanchina, D. M. *J. Org. Chem.* **1999**, *64*, 2852–2859.
- (27) (a) Cheung, L. L. W.; He, Z.; Decker, S. M.; Yudin, A. K. *Angew. Chem., Int. Ed.* **2011**, *50*, 11798–11802. (b) Agami, C.; Amiot, F.; Couty, F.; Dechoux, L. *Tetrahedron Lett.* **1998**, *39*, 5373–5374. (c) Berges, D. A.; Schmidt, S. J. *J. Org. Chem.* **1984**, *49*, 4555–4557.
- (28) (a) Zhang, J.; Hong, S. H. *Org. Lett.* **2012**, *14*, 4646–4649. (b) Stabile, P.; Lamonica, A.; Ribecai, A.; Castoldi, D.; Guercio, G. *Tetrahedron Lett.* **2010**, *51*, 3232–3235. (c) Li, J.; Sun, Y.; Chen, Z.; Su, W. *Synth. Commun.* **2010**, *40*, 3669–3677. (d) Zhang, Z.; Lee, S. D.; Widenhoefer, R. A. *J. Am. Chem. Soc.* **2009**, *131*, 5372–5373. (e) Maki, T.; Ishihara, K.; Yamamoto, H. *Synlett* **2004**, 1355–1358. (f) Dunetz, J. R.; Danheiser, R. L. *Org. Lett.* **2003**, *5*, 4011–4014.
- (29) Boymond, L.; Rottländer, M.; Cahiez, G.; Knochel, P. *Angew. Chem., Int. Ed.* **1998**, *37*, 1701–1703.
- (30) Shi, L.; Chu, Y.; Knochel, P.; Mayr, H. *J. Org. Chem.* **2009**, *74*, 2760–2764.