

University of Wollongong

Research Online

---

Faculty of Engineering and Information  
Sciences - Papers: Part A

Faculty of Engineering and Information  
Sciences

---

1-1-2013

## Alternative Al production methods: Part 2 - thermodynamic analyses of indirect carbothermal routes

M A. Dewan

*Csiro Materials Science And Engineering*

M A. Rhamdhani

*Swinburne University of Technology*

G A. Brooks

*Swinburne University of Technology*

B J. Monaghan

*University of Wollongong, monaghan@uow.edu.au*

L Prentice

*Csiro Process Science and Engineering*

Follow this and additional works at: <https://ro.uow.edu.au/eispapers>



Part of the [Engineering Commons](#), and the [Science and Technology Studies Commons](#)

---

Research Online is the open access institutional repository for the University of Wollongong. For further information contact the UOW Library: [research-pubs@uow.edu.au](mailto:research-pubs@uow.edu.au)

---

## Alternative Al production methods: Part 2 - thermodynamic analyses of indirect carbothermal routes

### Abstract

It has been widely claimed that direct and indirect carbothermic reduction of alumina for the production of aluminium have the potential to consume less energy, generate fewer perfluorocarbons and have lower total greenhouse gas emissions compared to the Hall-Héroult process. A review of alternative aluminium production techniques focusing on the indirect carbothermal reduction routes has been presented in the Part 1 paper. In this Part 2 paper, systematic thermodynamic analyses of indirect carbothermal reduction routes are presented. These include the analyses of the Stage 1 of the process where alumina is converted to intermediate aluminium compounds before they are further reduced to aluminium metal in the subsequent stages. The results suggested that in the Stage 1, high alumina conversion at the process conditions studied can be achieved through three process routes: halide (chloride), nitride and sulphide routes. Thermodynamic analyses were also carried out for the Stage 2 where the intermediate aluminium nitride, chlorides or sulphides are reduced to aluminium through thermal dissociation, thermal disproportionation and/or electrolysis. Analysis of the results suggests aluminium may be extracted from AlN using thermal dissociation, while disproportionation and electrolysis are more suitable for AlCl<sub>3</sub> and Al<sub>2</sub>S<sub>3</sub>.

### Keywords

methods, production, alternative, al, analyses, carbothermal, thermodynamic, 2, routes, indirect, part

### Disciplines

Engineering | Science and Technology Studies

### Publication Details

Dewan, M. A., Rhamdhani, M. A., Brooks, G. A., Monaghan, B. J. & Prentice, L. (2013). Alternative Al production methods: Part 2 - thermodynamic analyses of indirect carbothermal routes. *Transactions of the Institutions of Mining and Metallurgy, Section C: Mineral Processing and Extractive Metallurgy*, 122 (2), 113-121.

# Alternative Al production methods

## Part 2 – thermodynamic analyses of indirect carbothermal routes

**M. A. Dewan<sup>1,2</sup>, M. A. Rhamdhani<sup>\*1</sup>, G. A. Brooks<sup>1</sup>, B. J. Monaghan<sup>3</sup> and L. Prentice<sup>4</sup>**

It has been widely claimed that direct and indirect carbothermic reduction of alumina for the production of aluminium have the potential to consume less energy, generate fewer perfluorocarbons and have lower total greenhouse gas emissions compared to the Hall–Héroult process. A review of alternative aluminium production techniques focusing on the indirect carbothermal reduction routes has been presented in the Part 1 paper. In this Part 2 paper, systematic thermodynamic analyses of indirect carbothermal reduction routes are presented. These include the analyses of the Stage 1 of the process where alumina is converted to intermediate aluminium compounds before they are further reduced to aluminium metal in the subsequent stages. The results suggested that in the Stage 1, high alumina conversion at the process conditions studied can be achieved through three process routes: halide (chloride), nitride and sulphide routes. Thermodynamic analyses were also carried out for the Stage 2 where the intermediate aluminium nitride, chlorides or sulphides are reduced to aluminium through thermal dissociation, thermal disproportionation and/or electrolysis. Analysis of the results suggests aluminium may be extracted from AlN using thermal dissociation, while disproportionation and electrolysis are more suitable for AlCl<sub>3</sub> and Al<sub>2</sub>S<sub>3</sub>.

**Keywords:** Carbothermal reduction of alumina, Carbochlorination of alumina, Carbonitridation of alumina, Carbosulphidation of alumina, Thermal dissociation, Electrolysis, Disproportionation

### Introduction

Aluminium metal is currently produced from alumina using the Hall–Héroult (HH) electrolytic process, in which an electric current is passed between two electrodes to electrolytically reduce alumina [which is dissolved in cryolite (NaF–AlF<sub>3</sub>)] to aluminium metal. This process has high energy consumption, releases perfluorocarbons and significant quantities of greenhouse gases. The direct carbothermic reduction of alumina can be represented by equation (1)



This process provides an alternative production route with potentially less energy consumption and lower total greenhouse gas emissions than HH. It was estimated that the total greenhouse emissions from the direct carbothermic route could be at least 30% less than those from electrolytic cells (Cochran and Fitzgerald, 1981). Numerous studies have been carried out on direct reduction of alumina by carbon to aluminium and the

principles behind the chemistry and thermodynamics of the reaction steps are well known (Choate and Green, 2006; Cochran, 1975, 1976; Cox and Pidgeon, 1963; Foster *et al.*, 1956; Gitlesen *et al.*, 1966; Grjotheim and See, 1979; Morfopoulos, 1964; Motzfeldt and Sandberg, 1979; Walker, 2010). However, these processes have never been successfully commercialised in a large scale, principally due to problems associated with the high temperature requirement, and low yield due to the formation of aluminium carbide and oxycarbides.

Another approach of potentially lower energy consumption and greenhouse gas emissions is in Al production is through an indirect carbothermal reduction route. This route includes at least two stages where alumina (or aluminium ore) is reduced to an intermediate compound by carbothermal reduction in the Stage 1. This is then followed by extraction of aluminium from the intermediate compound (Stage 2). A schematic of the process is shown in Fig. 1. An example of an indirect carbothermal process is the compact aluminium production process (CAPP) where alumina is reacted with carbon disulfide (CS<sub>2</sub>) to form Al<sub>2</sub>S<sub>3</sub> which subsequently electrolysed to extract aluminium (Sportel and Verstraten, 2003).

In the Part I paper (Rhamdhani *et al.*, 2013), a review of the alternative aluminium production techniques focusing on the indirect carbothermal reduction routes has been presented. The majority of previous studies

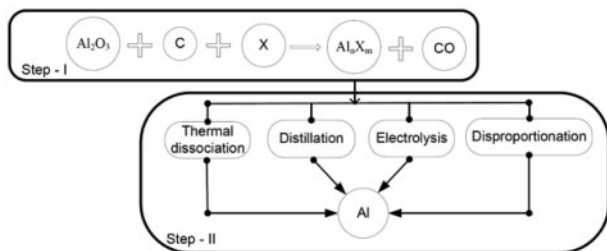
<sup>1</sup>HTP Research Group, Swinburne University of Technology, VIC 3122, Australia

<sup>2</sup>CSIRO Materials Science and Engineering, NSW 2070, Australia

<sup>3</sup>PYRO Research Group, University of Wollongong, NSW 2522, Australia

<sup>4</sup>CSIRO Process Science and Engineering, VIC 3169, Australia

<sup>\*</sup>Corresponding author, email ARhamdhani@swin.edu.au



1 Schematic diagram showing indirect carbothermic aluminium production method from alumina

associated with indirect carbothermal reductions were published in patent literature; and some of them provide ambiguous information on the process conditions (e.g. temperature and pressure were presented in ranges). There is no systematic and clear information on the thermodynamics of the process, particularly on the comparison between different process routes. In this paper (Part 2), systematic thermodynamic analyses of different indirect carbothermal reduction routes are presented. The approach taken in the study include:

- evaluation of Gibbs free energy formation of various aluminium compounds
- equilibrium calculations for  $\text{Al}_2\text{O}_3\text{-C-X}$  systems, where  $X$  is various reactants
- equilibrium calculations for Al extraction from selected aluminium compounds.

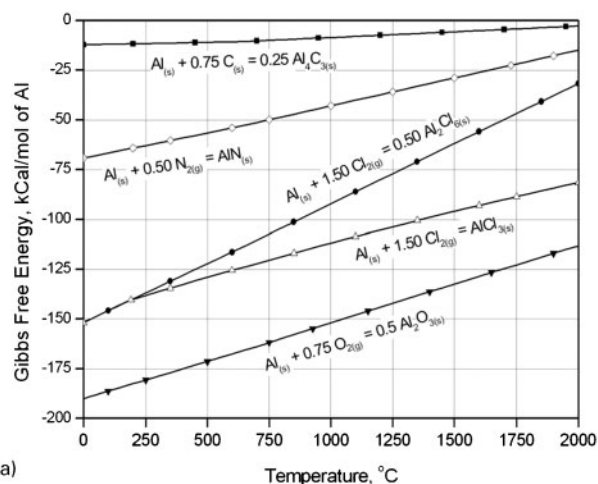
The process conditions used in the equilibrium calculations were chosen considering a set of criteria, e.g. feasible temperatures and pressures used in pyrometallurgical industry practice.

## Thermodynamic analyses of formation of intermediate Al compounds

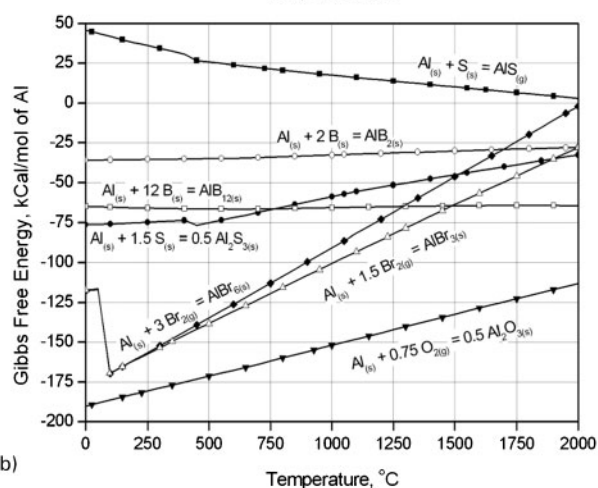
Two thermodynamic packages were used for the analysis, HSC Chemistry 6.1 and FactSage 6.2. Both the HSC Chemistry 6.1 and FactSage 6.2 utilise thermodynamic data from Barin (1993) and JANAF (1971). The details of FactSage 6.2 thermochemical package can be found elsewhere (Bale *et al.*, 2009). This package has optimised databases for solutions, such as alloys, liquid and solid oxides and slags. A modified quasi-chemical model is used for solution modelling of liquid slag phases.

The Gibbs free energy formations of various Al compounds were evaluated using the HSC Chemistry 6.1. This package has an inbuilt module that allows simple comparison of the Gibbs free energy formation of various Al compounds. Selected output results from the HSC Chemistry 6.1 were compared to results from FactSage 6.2 for consistency test. Other equilibrium calculations, such investigation of Al-C-X systems (where  $X$  is various reactants) and extraction of Al from various intermediate Al-compounds, were carried out using the FactSage 6.2.

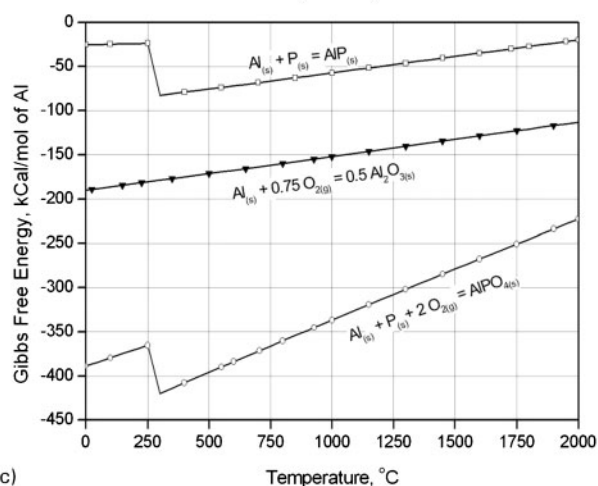
A number of elements (N, S, P, Cl, B, and Br) have been considered as possible reactants along with carbon to form intermediate compounds and phases. The process temperatures 1000 to 2000°C, and pressures  $10^{-3}$  to 1 atm were assessed in the calculations. For the equilibrium calculations, the reactants and products were assumed to be pure and no solution effect was included.



(a)



(b)



(c)

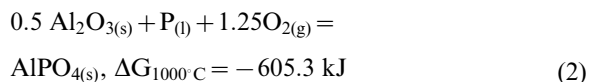
2 Gibbs free energy formation of aluminium compounds at various temperatures: a Al nitride, Al-chlorides, Al-carbide; b Al-borides, Al-bromides, Al-sulphides; c Al-phosphides and Al-phosphates

## Gibbs free energy formation evaluation

The Gibbs free energy of formation of various Al compounds (associated with N, S, P, Cl, B, and Br) were evaluated and compared to that of  $\text{Al}_2\text{O}_3$ . Figure 2 shows the plots of the Gibbs free energy (per unit mol of Al at 1 atm) with temperature for Al-nitride, Al-chlorides, Al-carbide, Al-borides, Al-bromides, Al-sulphides, Al-phosphides and Al-phosphates. The associated reactions are shown in each figure.

It can be seen from the figures that the Gibbs free energy for  $\text{Al}_2\text{O}_{3(s)}$  is much lower compared to other Al compounds (with the exception of  $\text{AlPO}_{4(s)}$  as shown in Fig. 2c), indicating the higher stability of  $\text{Al}_2\text{O}_{3(s)}$ . It appears that direct reactions of alumina with proposed elements to form associated Al compounds will not be feasible as they are not favoured thermodynamically.

$\text{AlPO}_{4(s)}$  is more stable compared to  $\text{Al}_2\text{O}_{3(s)}$  at the temperature range studied. The reaction given in equation (2) has negative  $\Delta G$  in the temperature range 800–1800°C



The above reaction also suggests that additional oxygen (in addition to P) is added to the aluminium, resulting in higher minimum energy requirement for extracting aluminium from the compound in the second stage. Therefore, production of aluminium through the formation of  $\text{AlPO}_{4(s)}$  is not a suitable route.

### Equilibrium calculations of Al-C-X reaction systems

Further thermodynamic analyses were carried out considering carbon as an additional reducing reactant. To investigate the theoretical limits of potential routes, equilibrium calculations for  $\text{Al}_2\text{O}_3\text{--C}$  systems reacted with various potential reactants  $X$  (where  $X = \text{N}_2, \text{S}, \text{P}, \text{Cl}_2, \text{B}$ , and  $\text{Br}_2$ ) were carried out for temperatures of 1000 to 1800°C, at 1 atm. pressure. The initial (mole) amounts of carbon and  $X$  used in the calculations were determined based on the stoichiometric compositions from assumed reactions to reduce one mole of  $\text{Al}_2\text{O}_{3(s)}$ . The followings were considered for reactants input for the calculations




Figure 3 shows the equilibrium calculations results for each reaction. The results predict that in equilibrium, a significant amount of gas is produced from the reactions (3)–(7). The major composition of this gaseous phase is CO. In the case of equilibrium reactions with nitrogen, sulphur and phosphorus, not all  $\text{Al}_2\text{O}_{3(s)}$  is reduced, even at 1800°C.

The results predict that the amount of  $\text{AlN}_{(s)}$  in equilibrium at 1300°C is negligible and 0.98 mol of  $\text{N}_{2(g)}$  remains unreacted, as shown in Fig. 3a. Further increasing temperature above 1300°C increases the formation of  $\text{AlN}_{(s)}$ . At 1800°C, nitrogen strongly reacts with alumina and 1.57 mol of  $\text{AlN}_{(s)}$  is produced. In the gaseous phase, 0.21 mol (~8.3 mol.-%) of  $\text{N}_{2(g)}$  remain unreacted and 2.35 mol (~91 mol.-%) of  $\text{CO}_{(g)}$  is produced.

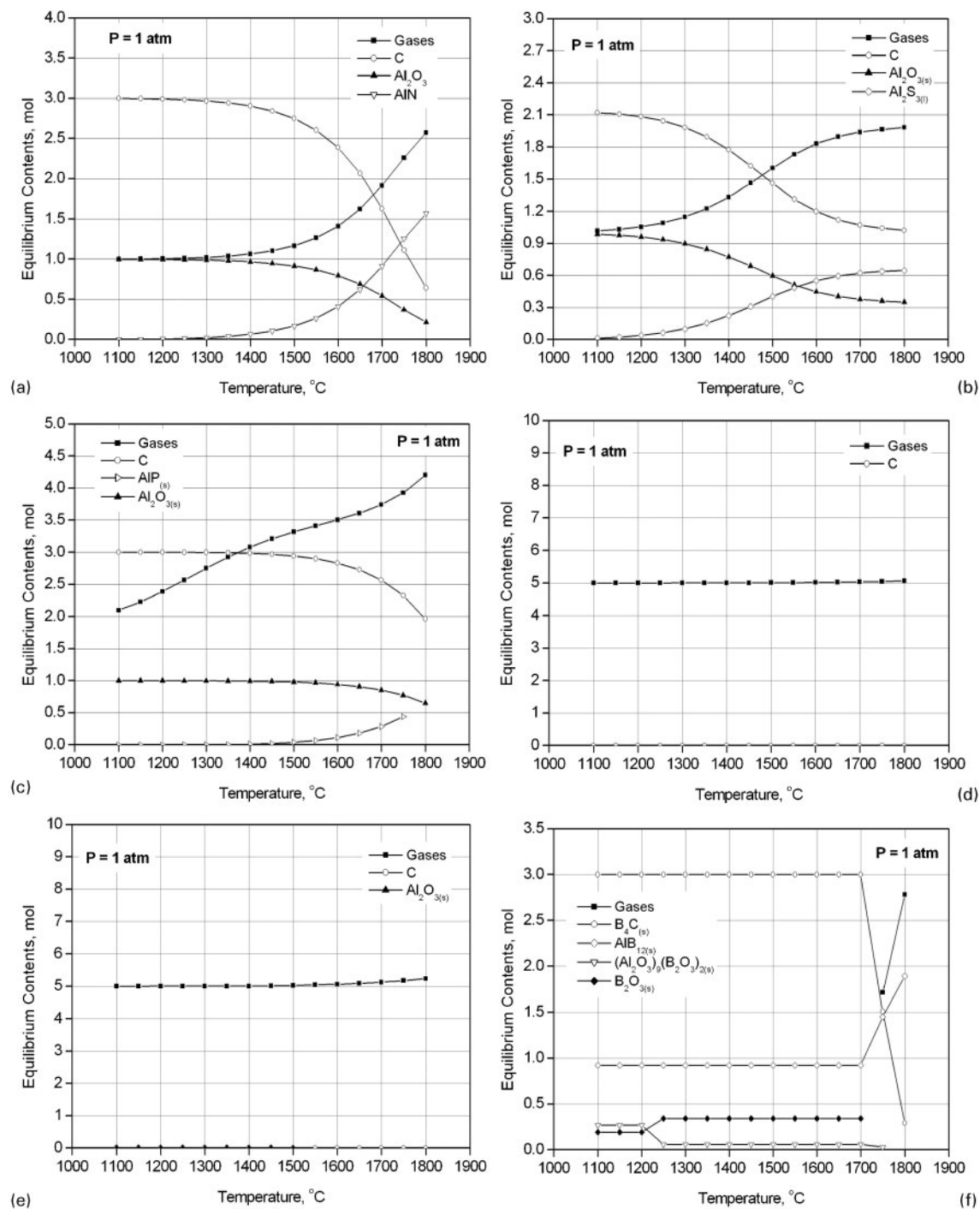
The phases predicted in equilibrium for the sulphur system at temperatures between 1100 and 1800°C are presented in Fig. 3b.  $\text{Al}_2\text{S}_{3(l)}$  is the main intermediate aluminium compound when sulphur is reacted with alumina and carbon. Formation of  $\text{Al}_2\text{S}_{3(l)}$  is low from 1100 to 1300°C (0.1012 mol) and increases with increasing temperature to 0.647 mol at 1800°C. At ambient pressure and 1800°C, sulphur cannot reduce all the  $\text{Al}_2\text{O}_{3(s)}$ ; only about 65 mol.-% of the alumina can be transformed to  $\text{Al}_2\text{S}_{3(l)}$  at these conditions. Formation of  $\text{CO}_{(g)}$  is low at 1100°C (0.035 mol) and increases with increasing temperature to 1.94 mol (~98%) at 1800°C.  $\text{CS}_{2(g)}$  is predicted to form at 1100°C (0.84 mol ~82%) but the equilibrium decreases to 0.015 mol when the temperature is increased to 1800°C.

It is predicted that addition of phosphorus to the  $\text{Al}_2\text{O}_3\text{--C}$  system (shown in Fig. 3c) does not produce aluminium phosphide at 1100°C. Phosphorus reacts with alumina at higher temperature producing  $\text{AlP}_{(s)}$  and about 23 mol.-% of alumina can be transformed to  $\text{AlP}_{(s)}$  at 1800°C. The amount of  $\text{AlP}_{(s)}$  produced is low at 1500°C and most of the phosphorus remains unreacted and present in the gas phase. For example, at 1800°C only 0.66 mol of P (from the initial 7 mol) exist as  $\text{AlP}_{(s)}$ . The majority of the gas phase (4.2 mol) consists of  $\text{P}_{4(g)}$  and  $\text{CO}_{(g)}$  with concentrations of 74 and 24 mol.-% respectively.

It is predicted that alumina can be converted to aluminium chloride gases in the temperature range 1100 to 1800°C as shown in Fig. 3d. In addition to  $\text{CO}_{(g)}$  formation, the reaction between chlorine, alumina and carbon produces various aluminium chloride gases including  $\text{AlCl}_{3(g)}$  (the major component),  $\text{AlCl}_{2(g)}$ ,  $\text{AlCl}_{(g)}$  and  $\text{Al}_2\text{Cl}_{6(g)}$ . The concentrations of the other gases compared to  $\text{AlCl}_{3(g)}$  are negligible. For example, at 1500°C, the composition of the gas (total 5 mol) is 59.9 mol.-%CO, 39.7 mol.-% $\text{AlCl}_3$ , 0.15 mol.-% $\text{AlCl}_2$ , and 0.14 mol.-%Cl. With increasing temperature, the amount of  $\text{CO}_{(g)}$  remains similar, while  $\text{AlCl}_{3(g)}$  slightly decreases with the expense of more formation of  $\text{AlCl}_{2(g)}$  and  $\text{Cl}_{(g)}$ . At 1800°C, the composition of the gas is 59.2 mol.-%CO, 38.3 mol.-% $\text{AlCl}_3$ , 1.2 mol.-% $\text{AlCl}_2$ , and 1.12 mol.-%Cl.

Addition of bromine mostly converts all alumina to gaseous products including  $\text{AlBr}_{3(g)}$  (Fig. 3e). The concentration of  $\text{AlBr}_{3(g)}$  remains constant from 1100 to 1600°C at 39 mol.-% of the gas products; the rest is mostly CO. At temperatures above 1600°C other gas products, such as  $\text{Br}_{(g)}$  and  $\text{AlBr}_{(g)}$ , are formed. At 1800°C, the composition of the gas (total 5.23 mol) is 57.3 mol.-%CO, 35.9 mol.-% $\text{AlBr}_3$ , 4.46 mol.-%Br, and 2.26 mol.-% AlBr.

In the case of the  $\text{Al}_2\text{O}_3\text{--C--B}$  system from 1100 to 1700°C, it is predicted that  $\text{B}_4\text{C}_{(s)}$ ,  $\text{AlB}_{12(s)}$ ,  $\text{B}_2\text{O}_{3(s)}$  and  $(\text{Al}_2\text{O}_3)_9(\text{B}_2\text{O}_3)_2$  are in equilibrium, as shown in Fig. 3f. When the temperature is further increased beyond 1750°C, the concentration of  $\text{B}_4\text{C}_{(g)}$  decreases and  $\text{AlB}_{12(s)}$  increases. It appears that carbon reacts with boron rather than with oxygen (in the  $\text{Al}_2\text{O}_{3(s)}$ ) at temperatures below 1700°C, where  $\text{B}_4\text{C}_{(s)}$  is a stable phase at the conditions studied. A gas phase starts to form above 1750°C. At 1800°C, the composition of the gas, totalling 2.78 mol, is 97.3 mol.-% CO and 1.58 mol.-%  $(\text{BO})_2$  plus other.



**3 Predicted equilibrium compositions of solid/liquid/gaseous phases formed when various reactants  $X$  are reacted with alumina and graphite at  $T=1100$  to  $1800^{\circ}\text{C}$ ,  $P=1$  atm: major component in gaseous phases is carbon monoxide:  $a$   $X=\text{N}_2$ ;  $b$   $X=\text{S}$ ;  $c$   $X=\text{P}$ ;  $d$   $X=\text{Cl}_2$ ;  $e$   $X=\text{Br}_2$ ;  $f$   $X=\text{B}$**

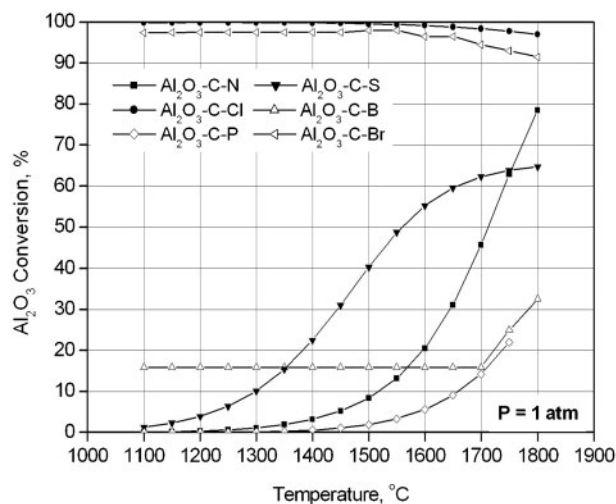
To analyse the conversion efficiency of various routes in the conditions studied, conversion of alumina to the intermediate compounds was calculated and presented in Fig. 4. The alumina conversion was defined as

$$\% \text{Al}_2\text{O}_3 \text{ conversion} =$$

$$\frac{\text{mol Al}_{\text{in Al-compounds}}}{\text{mol Al}_{\text{in initial Al}_2\text{O}_3}} \times 100\% \quad (9)$$

The intermediate aluminium compounds considered were  $\text{AlN}_{(\text{s})}$ ,  $\text{Al}_2\text{S}_{3(\text{l})}$ ,  $\text{AlP}_{(\text{s})}$ ,  $\text{AlB}_{12(\text{s})}$ ,  $\text{AlCl}_{3(\text{g})}$ , and  $\text{AlBr}_{3(\text{g})}$ . The maximum conversion of  $\text{Al}_2\text{O}_{3(\text{s})}$  can be

obtained through the chloride route (carbochlorination), in which more than 99% of Al can be converted to  $\text{AlCl}_{3(\text{g})}$  at  $1100^{\circ}\text{C}$  to  $1500^{\circ}\text{C}$ . Above  $1500^{\circ}\text{C}$ , the alumina conversion to  $\text{AlCl}_{3(\text{g})}$  slightly decreases due to the increase in the formation of  $\text{AlCl}_{2(\text{g})}$  and  $\text{Cl}_{(\text{g})}$ . The results also suggest that the other halide route (carbo-bromination) behaves similarly. The curve for the bromide route follows the chloride route with slightly lower  $\text{Al}_2\text{O}_3$  conversion. At  $1800^{\circ}\text{C}$ , 79% conversion to  $\text{AlN}_{(\text{s})}$  can be achieved through the carbonitridation process. In the case of carbosulphidation, about 65%



4 Comparison of  $\text{Al}_2\text{O}_3$  conversion to various intermediate compounds at temperatures 1100 to 1800°C, 1 atm

conversion can be achieved at 1800°C. Other routes show less  $\text{Al}_2\text{O}_3$  conversion. For example only 25 and 22% of the aluminium can be extracted by the boron and phosphorus routes at 1750°C respectively.


### Thermodynamic analyses of Al extraction from intermediate compounds

The results obtained from thermodynamic analyses of the formation of intermediate compounds from alumina (Stage 1) identified three potential routes with high alumina conversion yields: the halide (chloride), nitride and sulphide routes. These three routes were chosen for further thermodynamic analyses of the Stage 2. The carbochlorination route was chosen to represent the halide route. For the Stage 2, disproportionation, thermal dissociation, and electrolysis processes were analysed. The schematic of the chosen routes is shown in Fig. 5.

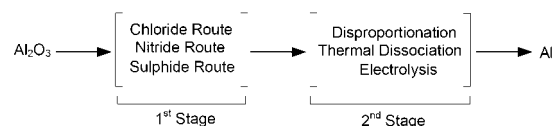
#### Extraction of Al from aluminium chlorides through thermal dissociation and disproportionation

$\text{AlCl}_3$  is already in a gaseous form at 700°C and equilibrium calculation results predict that various aluminium chlorides are produced when the temperature is increased to 3000°C, forming complex equilibria. The formation of Al species at high temperatures is very low, as most of the Al is associated with the chloride gases. For example, at 2500°C, the majority of the gaseous compounds obtained are  $\text{AlCl}_3$  (0.565 mol ~ 37.2 mol-%),  $\text{Cl}$  (0.519 mol ~ 34.4 mol-%), and  $\text{AlCl}_2$  (0.32 mol ~ 21.3 mol-%); while obtained gaseous aluminium is only  $0.59 \times 10^{-4}$  mol ( $3.9 \times 10^{-3}$  mol-%). Therefore, direct thermal dissociation of  $\text{AlCl}_3$  to a high temperature is not a suitable process for aluminium extraction.

It has been suggested that  $\text{AlCl}_{(g)}$  disproportionate at 700°C through the following reaction (Gross, 1949)



The above reaction is the basis of the process developed by Gross (1949) as well as the monochloride Al purification in the Alcoa process (Russell, 1981). In the latter,  $\text{AlCl}_3$  vapour is passed through a bed of impure crushed aluminium alloy above 1000°C and pure



5 Schematic of chosen routes for thermodynamic studies

aluminium is condensed by disproportionation at 700°C according to the reaction given in equation (10). Similar disproportionation reactions also occur in other Al-monohalide compounds, such as  $\text{AlF}_{(g)}$  (Klemm, 1943).

To investigate the disproportionation of  $\text{AlCl}_{(g)}$ , the equilibrium compositions when  $\text{AlCl}_{(g)}$  is heated from 500°C to 1500°C at 1 atm are investigated. The predicted equilibrium phases at various temperatures are presented in Fig. 6a. The results show that Al metal extraction from  $\text{AlCl}_{(g)}$  by a disproportionation reaction is more complex than that given in equation (10). It can be seen from Fig. 6a that the formation of  $\text{AlCl}_{3(g)}$  and  $\text{Al}_{(l)}$  is increased when  $\text{AlCl}_{(g)}$  is cooled down from high temperatures, e.g. from 1500°C. The maximum amount of aluminium (~0.28 weight fraction) can be obtained at temperatures below 900°C at ambient pressure. Other gaseous compounds, such as  $\text{Al}_2\text{Cl}_6$  and  $\text{AlCl}_2$  are also obtained at equilibrium.

Further equilibrium calculations were carried for lower pressures, i.e. 0.1, 0.01, and 0.001 atm. The results predict that pressure change has a significant effect on the equilibrium of aluminium chlorides; for example decreasing the pressure of the system results in the shifting of the curves in Fig. 6a towards lower temperatures. Figure 6b shows the effect of pressure on Al yield. The Al yield in the y axis is defined as

$$\% \text{Al}_{\text{yield}} = \frac{(\text{Al}_{(s)} + \text{Al}_{(l)} + \text{Al}_{(g)}) / \text{Al}_{\text{in initial Al intermediate compound}} \times 100\%}{(11)}$$

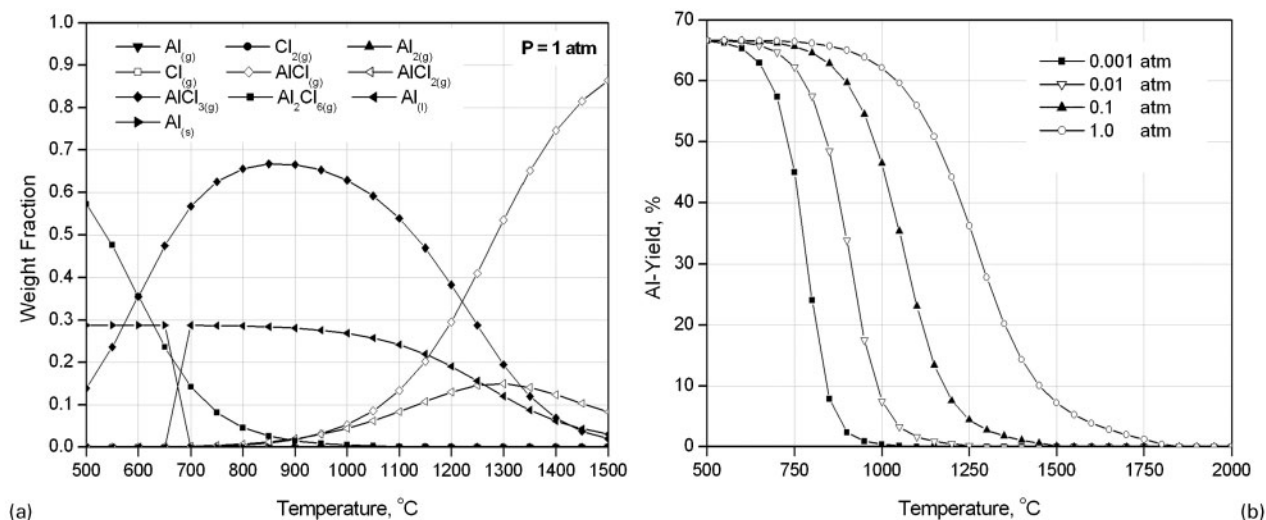
At 1 atm, the disproportionation starts at 1800°C, and it occurs over a large temperature range, i.e. down to 900°C where maximum Al yield (66.55%) is obtained. When the pressure is decreased, the disproportionation occurs at lower temperatures and it occurs over smaller temperature range. At 0.001 atm, disproportionation occurs at about 1000°C and maximum Al yield is obtained at a temperature below 500°C. Carrying out the process at lower pressure also means that solid Al can be produced directly from the disproportionation reaction. This is an important finding for the design and development of new Al process as difficulties in the process associated with handling of liquid or gaseous Al product might potentially be avoided.

#### Extraction of Al from aluminium nitride through thermal dissociation and disproportionation

Extraction of aluminium from  $\text{AlN}_{(s)}$  by thermal dissociation requires very high temperatures (>2434°C) at 1 atm. Unlike aluminium chloride, the equilibrium of  $\text{AlN}_{(s)}$  dissociation is simpler.  $\text{AlN}_{(s)}$  dissociates to aluminium gas and nitrogen gas at fixed temperature at specified pressure through the following reaction



Figure 7a shows the predicted equilibrium phases obtained during thermal dissociation of AlN at pressure of 0.001 atm; while Fig. 7b shows the effect of pressure



6 **a** predicted equilibrium compositions during disproportionation of aluminium chloride at temperatures between 500 and 1500°C, 1 atm and **b** effect of pressure on Al yield

on the dissociation temperature of AlN and Al yield (defined similar to equation (11)). It can be seen that by lowering the total pressure from 1 to 0.001 atm, the dissociation temperature is reduced from 2434 to 1705°C respectively.

Aluminium nitride ( $\text{AlN}_{(s)}$ ) is a very stable compound. The current thermodynamic analysis predicts that  $\text{AlN}_{(s)}$  does not disproportionate at the temperature range studied (500 to 2000°C), except under impractically low pressures. Therefore, disproportionation is not suitable for extracting aluminium from aluminium nitride.

### Extraction of Al from aluminium sulphides through thermal dissociation and disproportionation


Aluminium can be extracted from aluminium sulphide ( $\text{Al}_2\text{S}_{3(l)}$ ) through thermal dissociation. The current thermodynamic study suggests that  $\text{Al}_2\text{S}_{3(l)}$  is a stable phase, and does not dissociate as simple as  $\text{AlN}_{(s)}$ . Various gaseous sulphide phases are predicted to form upon dissociation of  $\text{Al}_2\text{S}_{3(l)}$  at temperatures above 2400°C at 1 atm pressure. At lower pressures the dissociation is simpler. Figure 8a shows the predicted equilibrium phases obtained at 0.001 atm pressure.  $\text{Al}_2\text{S}_{3(l)}$  starts to dissociate to various aluminium sulphide compounds, gaseous aluminium and sulphur at lower temperature (~1700°C) when the pressure is reduced to 0.001 atm. Figure 8b shows the effect of pressure on the Al yield and the temperature where  $\text{Al}_2\text{S}_{3(l)}$  starts to dissociate. The Al yield is sensitive to pressure; by decreasing the pressure from 1 to 0.001 atm, Al yield can be increased from 0 to 61% at 1900°C. Technical challenges in the Al extraction through thermal dissociation include the combination of high temperature and low pressure; and separation of the gaseous Al from the other gaseous sulphides produced.

Loutfy *et al.* (1981) suggested that  $\text{Al}_2\text{S}_{3(l)}$  (produced from the carbosulphidation reaction) can be further heated at 1327–1627°C to produce aluminium monosulphide ( $\text{AlS}_{(l)}$ ) and sulphur following the reaction



then  $\text{AlS}_{(l)}$  can be cooled down to temperatures between 927 to 1097°C to form molten aluminium sulphide

( $\text{Al}_2\text{S}_3$ ) and aluminium metal according to the following disproportionation reaction

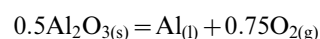


Unfortunately, Loutfy *et al.* (1981) did not specify the pressure of the process. The current equilibrium analysis predicts that reactions given in equations (13) and (14) do not occur at the specified temperature at 1 atm. For example,  $\text{Al}_2\text{S}_{3(l)}$  remains in liquid form in the temperature range 1327–1627°C at 1 atm.  $\text{Al}_2\text{S}_{3(l)}$  dissociates into various gaseous sulphide phases when it is further heated to 2400°C at 1 atm.

Figure 9 shows the results of equilibrium calculations for disproportionation of  $\text{AlS}_{(l)}$  at various temperatures and pressures. As seen in Fig. 9a,  $\text{AlS}_{(l)}$  starts to form above 1100°C and completely dissociated to various aluminium sulphide compounds and aluminium gas above 2200°C at 1 atm. This suggests that the reaction in equation (14) cannot occur at ambient pressure. Further thermodynamic analysis was carried out to analyse the effect of pressure at 1500°C. The results are shown in Fig. 9b and suggested that aluminium can be extracted from  $\text{AlS}_{(l)}$  by disproportionation if the pressure is kept below  $10^{-4.5}$  atm. About 37.5 wt-% gaseous aluminium metal can be obtained when the pressure is about  $10^{-5}$  atm. At 1500°C  $\text{AlS}_{(l)}$  is a stable phase in equilibrium when pressure is higher than  $10^{-4.4}$  atm.

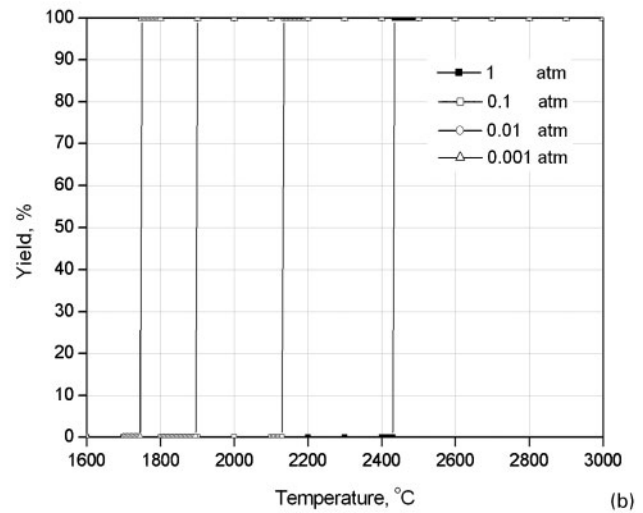
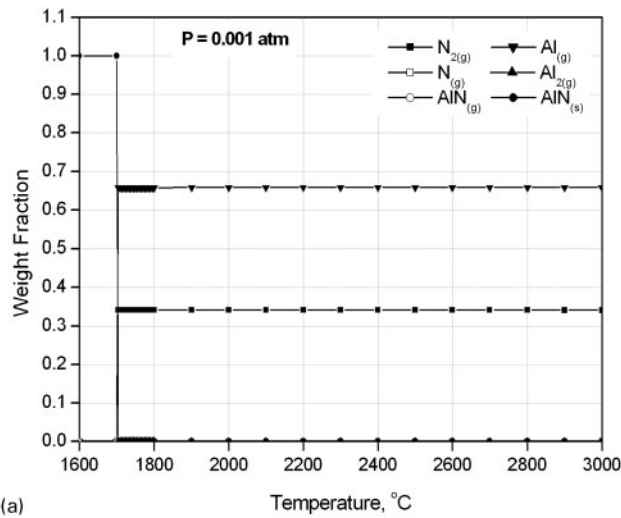
### Extraction of Al from intermediate compounds by electrolysis

The theoretical decomposition voltages of various aluminium compounds were evaluated. Fig. 10 shows the decomposition voltages of  $\text{Al}_2\text{O}_{3(s)}$ ,  $\text{AlCl}_{3(l)}$ ,  $\text{Al}_2\text{S}_{3(s)}$  and  $\text{AlN}_{(s)}$  in the temperature range 700–1100°C, 1 atm. The associated reactions are listed below, with their decomposition voltages  $E_D$

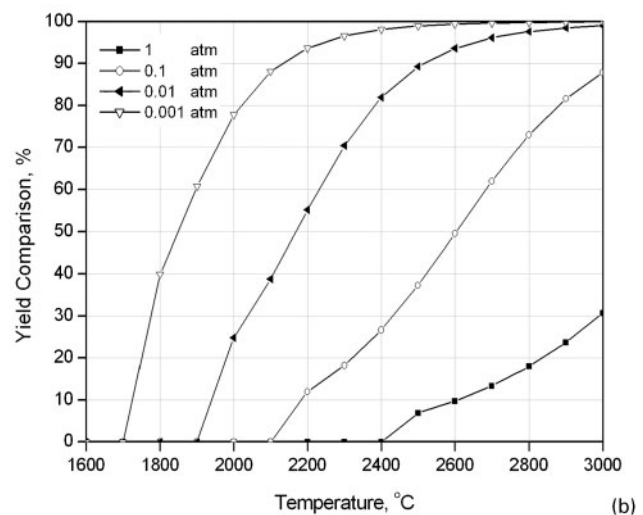
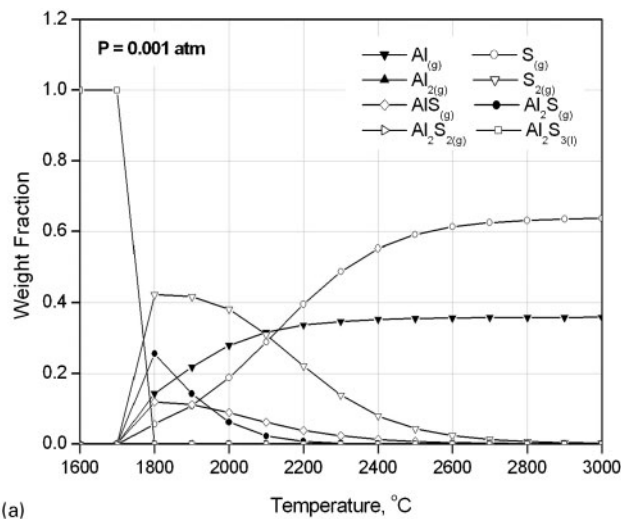


$$E_D = 2.35 \text{ V (700°C), 2.2V (950°C)} \quad (15)$$

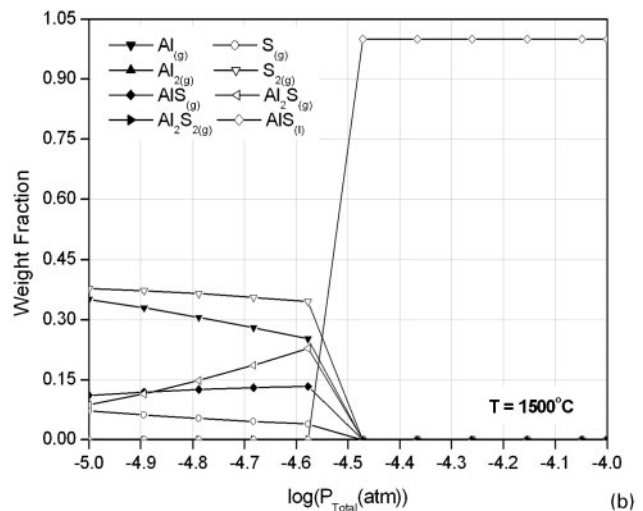
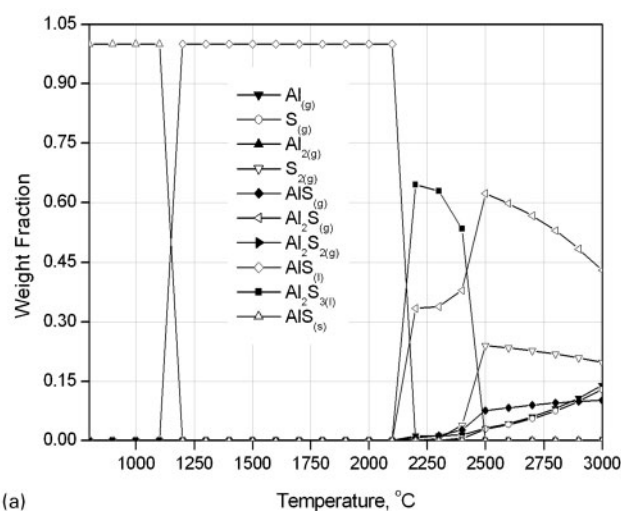




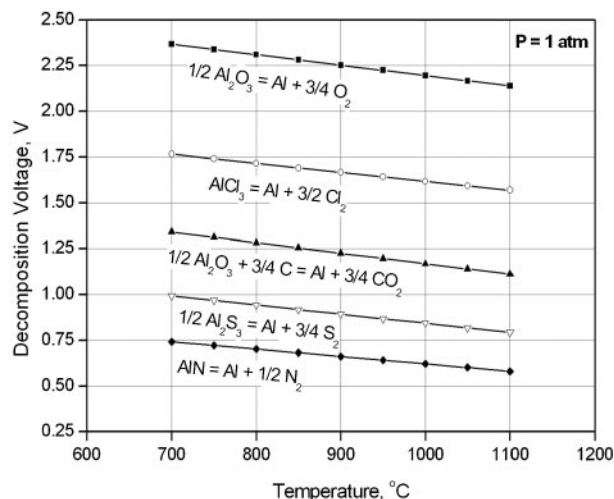
7 a predicted phases at equilibrium during AlN dissociation at  $P=0.001$  atm and b effect of pressure on dissociation temperature and Al yield



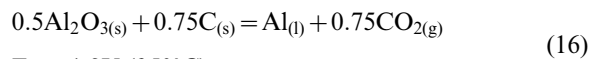
8 a predicted equilibrium phases during thermal dissociation of  $\text{Al}_2\text{S}_3$  at 0.001 atm at  $T=1600$  to  $3000^\circ\text{C}$  and b aluminium yield at  $T=1600^\circ\text{C}$  to  $3000^\circ\text{C}$  at various total pressures



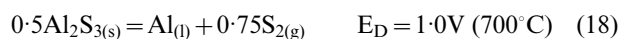
9 a predicted equilibrium phases obtained during disproportionation of AlS at  $T=1000^\circ\text{C}$  to  $3000^\circ\text{C}$ , 1 atm and b effect of pressure on disproportionation of AlS at  $1500^\circ\text{C}$



**10 Decomposition voltage of various Al compounds ( $\text{Al}_2\text{O}_3$ ,  $\text{AlCl}_3$ ,  $\text{Al}_2\text{S}_3$ , and  $\text{AlN}$ ) at temperature range of 700–1100°C, 1 atm**



$$E_D = 1.2\text{V} \text{ (950}^\circ\text{C)}$$



As shown in reaction in equation (15), the thermodynamic requirement to dissociate  $\text{Al}_2\text{O}_{3(s)}$  to  $\text{Al}_{(l)}$  in an electrolysis process at 700 and 950°C are 2.35 and 2.2 V respectively. Reaction (16) is associated with the HH process; the overall thermodynamic requirement is less as there is an oxidation reaction between carbon and oxygen at the anode. Reactions in equations (17)–(19) show the decomposition voltage of  $\text{AlCl}_{3(l)}$ ,  $\text{Al}_2\text{S}_{3(s)}$ , and  $\text{AlN}_{(s)}$  at 700°C. They are lower compared to the decomposition voltage of  $\text{Al}_2\text{O}_{3(s)}$  at 700°C. A theoretically higher voltage is required to decompose  $\text{AlCl}_{3(l)}$  compared to  $\text{Al}_2\text{S}_{3(s)}$  and  $\text{AlN}_{(s)}$  at 700°C.

There have been a number of studies focusing on the electrolysis of  $\text{AlCl}_3$ . Ishikawa and Ichikawa (1979) carried out electrolysis of  $\text{AlCl}_3$  in a  $\text{CaCl}_2$ – $\text{MgCl}_2$ – $\text{NaCl}$  electrolyte at 680°C to 780°C; while Sharma (2000) used  $\text{Na}_3\text{AlF}_6$ – $\text{NaCl}$ – $\text{NaF}$ ,  $\text{Li}_3\text{AlF}_6$ – $\text{LiCl}$ – $\text{LiF}$  and  $\text{K}_3\text{AlF}_6$ – $\text{KCl}$ – $\text{KF}$  electrolytes at 750°C. One of the major problems associated with  $\text{Al}_2\text{S}_3$  electrolysis process is the low solubility of  $\text{Al}_2\text{S}_3$  in the molten bath. Previous studies (Van Der Plas, 2004; Van Der Plas and Xiao, 2006; Xiao *et al.*, 2007) have suggested the electrolysis of  $\text{Al}_2\text{S}_3$  using the following electrolytes:  $\text{MgCl}_2$ – $\text{NaCl}$ – $\text{KCl}$ ,  $\text{MgCl}_2$ – $\text{NaCl}$ – $\text{KCl}$ – $\text{AlCl}_3$ , and  $\text{KCl}$ – $\text{NaCl}$ – $\text{Na}_3\text{AlF}_6$ . In the case of  $\text{AlN}$  electrolysis, the problem includes finding the appropriate electrolytes that can dissolve the very stable  $\text{AlN}_{(s)}$ . There was a cursory study (Bonomi *et al.*, 1982) which suggested the use of  $\text{Li}_3\text{N}$ – $3\text{AlN}$ – $4\text{LiCl}$  electrolyte to dissolve  $\text{AlN}_{(s)}$ , but no further results have been forthcoming.

## Conclusion

Thermodynamic analyses of the production of Al through indirect carbothermal reduction of  $\text{Al}_2\text{O}_{3(s)}$  have been presented. The indirect carbothermal reduction route consists of at least two stages, where in Stage 1  $\text{Al}_2\text{O}_{3(s)}$  is reduced in the presence of C to form intermediate Al compounds, followed by extraction of Al from these compounds at Stage 2.

For Stage 1, thermodynamic analyses on the formation of various potential intermediate aluminium compounds suggest that high  $\text{Al}_2\text{O}_3$  conversion at the process conditions studied can be achieved by three routes; namely halide (chloride), nitride and sulphide routes. By carbochlorination about 97% of the alumina can be converted to  $\text{AlCl}_{3(g)}$  at 1800°C at 1atm.  $\text{AlN}_{(s)}$  can be produced by carbonitridation of alumina with 78% conversion under the same conditions. Sulphur containing gases can be used for carbosulphidation of alumina in the presence of C, particularly given that carbon reacts with sulphur before it reacts with alumina. The equilibrium calculation predicts that  $\text{Al}_2\text{S}_3$  can be produced at 1800°C, 1 atm with 65% conversion of alumina.

Thermal dissociation, disproportionation and electrolysis have been chosen to be analysed for the extraction of Al from the intermediate compounds in Stage 2 of the process. The results predict that the thermal dissociation can be used for both nitride and sulphide routes. It has been shown that the thermal decomposition of sulphides is very complex.  $\text{Al}_2\text{S}_{3(l)}$  is a stable phase and various gaseous sulphide phases are formed upon dissociation above 2400°C at ambient pressure. The challenges associated with the thermal dissociation include the high temperature requirement and formation of Al in gaseous form which needs to be separated. Carrying out the process at lower pressure can reduce the temperature (energy) requirement of the process. Disproportionation may be suitable for chloride and sulphide routes. However, it has been shown that disproportionation of sulphides is quite complex due to the formation of various other sulphides.

Aluminium chloride electrolysis can be operated at 700°C which is about 300°C lower than in the HH process. The chloride electrolytes have higher conductivities than fluoride salts which may result in lower energy consumption and higher power and current efficiencies. Aluminium may be extracted from  $\text{AlN}_{(s)}$  by electrolysis. The dissociation voltage for  $\text{AlN}_{(s)}$  is only 0.76V at 700°C; however, the solubility for aluminium nitride in cryolite or any other halide salts is negligible. A special type of electrolytic salt bath is required to dissolve  $\text{AlN}_{(s)}$  and to increase the current efficiency. Challenges associated with the nitride route are dissociating the stable nitride and environmental issues (formation of cyanide gases) in Stage 1.  $\text{Al}_2\text{S}_{3(l)}$  has a higher solubility in a chloride bath, simplifying electrolysis. The required voltage (0.98 V) for electrolysis of  $\text{Al}_2\text{S}_{3(l)}$  is much lower compared to the Hall-Heroult process (1.82 V) and potentially can save 25% more energy than the chloride process.

It should be noted that the analyses presented in this paper are based on the results of equilibrium calculations which give the theoretical limits of the associated processes. The calculations also assume pure reactants

and products, i.e. no solution effect is included. These limitations aside, the results may provide a basis for the comparison between the various routes, useful for development of new processes or further improvement and optimization of the current alternative routes for production of Al. We have also not considered the energy requirements as well as the cost analyses for these proposed process routes in detail. Once a preliminary flowsheet for these routes have been developed, a more detailed energy balance will be attempted.

## Acknowledgement

The current study is funded by the ‘CSIRO – Breakthrough Technologies for Primary Aluminium’ Research Cluster.

## References

- Bale, C. W., Bélisle, E., Chartrand, P., Decterov, S. A., Eriksson, G., Hack, K., Jung, I. H., Kang, Y. B., Melançon, J., Pelton, A. D., Robelin, C. and Petersen, S. 2009. FactSage thermochemical software and databases – recent developments, *CALPHAD*, **33**, (2), 295–311.
- Barin, I. 1993. Thermochemical data of pure substances, Weinheim, VCH Verlagsgesellschaft mbH.
- Bonomi, A., Hadate, M., Breda, F. and Gentaz, C. 1982. Exploratory studies on electrolysis of AlN dissolved in molten salts, *J. Electrochem. Soc.*, **129**, 102–6.
- Choate, W. and Green, J. 2006. Technoeconomic assessment of the carbothermic reduction process for aluminium production, *Light Metals*, **2**, 445–450.
- Cochran, C. N. 1975. Metal-slag-gas reactions and processes, 299–316, Princeton, NJ, Electrochemical Society.
- Cochran, C. N. 1976. Carbothermic production of aluminium, US Patent 3971653.
- Cochran, C. N. and Fitzgerald, N. M. 1981. Energy efficient production of aluminium by carbothermic reduction of alumina, US Patent 4299619.
- Cox, J. H. and Pidgeon, L. M. 1963. *Can. J. Chem.*, **41**, 671.
- Foster, L. M., Long, G. and Hunter, M. S. 1956. *J. Am. Ceram. Soc.*, **39**, 1.
- Gitlesen, G., Herstad, O. and Motzfeldt, K. 1966. Selected topics in high temperature chemistry, Oslo, Universitetsforlaget.
- Grjotheim, K. and See, J. B. 1979. Hall-Heroult process and alternatives for the manufacture of metallic aluminium, *Miner. Sci. Eng.*, **11**, (2), 80–98.
- Gross, P. 1949. Process for the production and refining of metals, US Patent 2470306.
- Ishikawa, T. and Ichikawa, H. 1979. Process for electrolytically producing aluminum, US Patent 4135994.
- JANAF. 1971. Thermochemical tables, US National Bureau of Standards, Washington, DC, USA.
- Klemm, W. and Voss, E. 1943. *Z. Anorg. Allgem. Chem.*, **251**, 223.
- Loutfy, R. O., Keller, R. and Yao, N. P. 1981. Method of winning aluminum metal from aluminous ore, US Patent 4265716.
- Morfopoulos, V. C. P. 1964. *Can. Metall. Q.*, **3**.
- Motzfeldt, K. and Sandberg, B. 1979. Proc. 108th Annual Meet. AIME, New Orleans, LA, *Light Metals*, 411–428.
- Rhamdhani, M. A., Dewan, M. A., Brooks, G. A., Monaghan, B. J. and Prentice, L. 2013. Alternative Al production methods: Part 1 – a review of indirect carbothermal routes, *Miner. Process. Extract. Metall.*, DOI 10.1179/1743285513Y.0000000036.
- Russell, A. S. 1981. Pitfalls and pleasures in new aluminum process-development, *Metall. Trans. B: Process Metall.*, **12**, (2), 203–215.
- Sharma, R. A. 2000. Method for producing aluminum metal from aluminum trichloride, US Patent 6066247.
- Sportel, H. and Verstraten, C. W. F. 2003. Method and apparatus for the production of aluminium, US Patent 6565733.
- Van Der Plas, D. W. 2004. Process for the electrolysis of aluminum-sulfide, Patent 2004/088000.
- Van Der Plas, D. W. and Xiao, Y. 2006. Method and apparatus for the production of aluminium, Patent 2006/0226026.
- Walker, M. S. 2010. Fundamentals of several reactions for the carbothermic reduction of alumina, PhD thesis, Carnegie Mellon University, Pittsburgh, PA, USA.
- Xiao, Y., Van Der Plas, D. W., Bohte, J., Lans, S. C., Van Sandwijk, A. and Reuter, M. A. 2007. Electrowinning Al from Al<sub>2</sub>S<sub>3</sub> in molten salt, *J. Electrochem. Soc.*, **154**, (6), D334–D338.