



UNIVERSITY  
OF WOLLONGONG  
AUSTRALIA

University of Wollongong  
Research Online

---

Faculty of Engineering and Information Sciences -  
Papers: Part A

Faculty of Engineering and Information Sciences

---

2016

# Modelling railway prestressed concrete sleepers (crossties) with holes and web openings

Sakdirat Kaewunruen

*University of Birmingham, sakdirat@hotmail.com*

Erosha Kahawatta Gamage

*University of Birmingham*

Alex M. Remennikov

*University of Wollongong, alexrem@uow.edu.au*

---

## Publication Details

Kaewunruen, S., Kahawatta Gamage, E. & Remennikov, A. M. (2016). Modelling railway prestressed concrete sleepers (crossties) with holes and web openings. *Procedia Engineering*, 161 1240-1246. *Procedia Engineering*

Research Online is the open access institutional repository for the University of Wollongong. For further information contact the UOW Library:  
[research-pubs@uow.edu.au](mailto:research-pubs@uow.edu.au)

---

# Modelling railway prestressed concrete sleepers (crossties) with holes and web openings

## **Abstract**

Pre-stressing in concrete railway sleepers yields endurance property under high-cycle fatigue. This structural effect plays a positive role in durability of the sleepers. However, as a common practice, track engineers often generate holes or web openings in concrete sleepers to enable the accommodation of rail equipment cables and signaling equipment. This study aims to provide a principle understanding of the structural capacity and energy toughness of pre-stressed concrete sleepers with and without holes and web openings. It will investigate the design criteria and effects of holes and web openings on the structural capacity of concrete sleepers under rail loading. The finite element modelling for ultimate strength design of concrete sleepers will be highlighted in this study. Static experimental investigations have been firstly carried out to validate the finite element models using ABAQUS. The models are capable of predicting the failure planes and can help provide practical guidelines for the holes and web opening for track engineers.

## **Keywords**

sleepers, concrete, prestressed, railway, modelling, holes, web, (crossties), openings

## **Disciplines**

Engineering | Science and Technology Studies

## **Publication Details**

Kaewunruen, S., Kahawatta Gamage, E. & Remennikov, A. M. (2016). Modelling railway prestressed concrete sleepers (crossties) with holes and web openings. *Procedia Engineering*, 161 1240-1246. *Procedia Engineering*



World Multidisciplinary Civil Engineering-Architecture-Urban Planning Symposium 2016,  
WMCAUS 2016

## Modelling Railway Prestressed Concrete Sleepers (Crossties) With Holes and Web Openings

Sakdirat Kaewunruen<sup>a,b,\*</sup>, Erosha Kahawatta Gamage<sup>b</sup>, Alex M Remennikov<sup>c</sup>

<sup>a</sup>Birmingham Centre for Railway Research and Education, The University of Birmingham, Birmingham, B15 2TT UK

<sup>b</sup>Department of Civil Engineering, School of Engineering, The University of Birmingham, Birmingham, B15 2TT UK

<sup>c</sup>School of Civil, Mining and Environmental Engineering, University of Wollongong, Wollongong, NSW 2502 Australia

---

### Abstract

Pre-stressing in concrete railway sleepers yields endurance property under high-cycle fatigue. This structural effect plays a positive role in durability of the sleepers. However, as a common practice, track engineers often generate holes or web openings in concrete sleepers to enable the accommodation of rail equipment cables and signaling equipment. This study aims to provide a principle understanding of the structural capacity and energy toughness of pre-stressed concrete sleepers with and without holes and web openings. It will investigate the design criteria and effects of holes and web openings on the structural capacity of concrete sleepers under rail loading. The finite element modelling for ultimate strength design of concrete sleepers will be highlighted in this study. Static experimental investigations have been firstly carried out to validate the finite element models using ABAQUS. The models are capable of predicting the failure planes and can help provide practical guidelines for the holes and web opening for track engineers.

© 2016 The Authors. Published by Elsevier Ltd. This is an open access article under the CC BY-NC-ND license

(<http://creativecommons.org/licenses/by-nc-nd/4.0/>).

Peer-review under responsibility of the organizing committee of WMCAUS 2016

*Keywords:* Prestressed concrete sleepers; numerical modelling; web opening; hole; railway crossties; finite element model.

---

### 1. Introduction

Railway sleepers are transverse beams laying on ballast and support to secure the rails and rail gauge, providing safe navigation of rolling stocks. Wooden sleepers were utilized as a part of the past in light of the fact that timber was

---

\* Corresponding author. Tel.: +44 (0) 1214 142 670;

E-mail address: [s.kaewunruen@bham.ac.uk](mailto:s.kaewunruen@bham.ac.uk)

promptly accessible in many regions around the globe. Nevertheless, pre-stressed concrete sleepers, and to a restricted degree of steel sleepers, have been well received in modern railway tracks over the previous decades on account of their strength and long administration life. Solid sleepers are depicted as either twin-square or mono-piece. Inside all these sorts, concrete sleepers are all the more generally utilized in light of the fact that they are not influenced all that much by either the atmosphere or climate. Furthermore, it provides anchorage for the fastening system and limit longitudinal, parallel and vertical movement by embedding itself onto the substructures [1]. Fig. 1 below illustrates the two types of concrete sleepers.

### Nomenclature

$\rho_c$	density of concrete
$\rho_s$	density of steel
$\nu_c$	Poisson's ratio of concrete
$\nu_s$	Poisson's ratio of steel
$\sigma_{cc}$	Compressive strength of concrete
$\sigma_{ct}$	Tensile strength of concrete
$E_c$	Modulus of elasticity of concrete
$E_s$	Modulus of elasticity of steel
<i>CDP</i>	Concrete damage plasticity
FEA	Finite element analysis
<i>GF</i>	Fracture energy
<i>P</i>	Prestressing force



Mono Block Concrete Sleepers



Twin Block Concrete Sleepers

Fig. 1. Mono-block and twin-block concrete sleepers [2].

## 2. Significance and originality

Concrete sleepers (or cross-ties) were initially introduced around many decades ago and at present are introduced in almost everywhere in the world. Their major role is to distribute loads from the rail foot to the underlying ballast bed. Railroad track structures often experience impact loading conditions due to wheel/rail interactions associated with abnormalities in either a wheel or a rail [1, 3]. In addition, railroad track components are often being modified at construction sites to fit with signalling gears, cables, and additional train derailment protections, such as guard rails, check rails, Earthquake protection rails, etc. The practical guideline for crosstie retrofit has not been well established and many attempts were carried out based on empirical experience, and trials and errors. Despite a common task in construction site, the behaviour of holes and web openings on concrete crossties has not been well documented in open literature. In this manner, it is important to ensure that concrete sleepers can be retrofitted and modified for add-on fixture in practice [4-8]. The emphasis of this study has been placed on the numerical modelling of the sleepers with holes and web openings. The model can lead to better understanding of structural behaviours of the sleepers with

holes and web openings, which will not only improve safety and reliability of railway infrastructure, but will also enhance the structural safety of other concrete structures.

### 3. Finite element modelling

A three-dimensional finite element package (ABAQUS) has been used to establish the 3D model, which is a numerical instrument used to show and simulate the mechanical behaviour and the responses of prestressed concrete sleepers. At present, it is important to be able to use very advanced mathematical solutions and methods for virtual analyses of large and complex structures, of which the experimental work would be very expensive and time consuming. Therefore, finite element analysis (FEA) has become a very famous tool in the recent years. It provides numerical answers for even extremely complex stress issues, which can now be acquired routinely utilizing FEA packages. FEA packages were widely used for three main reasons, which are an effective cost of construction, saving in design time and finally, the safety of the structure [9-11].

ABAQUS/CAE version 6.11-2 has been chosen as the fundamental stage for this study. All solid component models have been created using ABAQUS. A complete investigation utilizing ABAQUS obliges a depiction of the nonlinear materials, the model setup, boundary conditions, relevant steps, element input and loading process. A three-point static bending test was undertaken in order to validate the model with the experimental results. The material non-linearity is essentially adopted for this model due to its plastic behaviour of concrete and steel after the fracture or yield point. This can be accomplished by entering the relevant linear and non-linear data for the material section in ABAQUS. For the linear structural behaviour of the material, elastic modulus and the Poisson's ratio are used. Concrete damaged plasticity model in ABAQUS/Explicit has been used for modelling pre-stressed concrete sleepers with hole and web opening as shown in Fig. 2 [12-14].




Fig. 2. Constructed meshes of concrete sleeper and a prestressing steel tendon (not on scale).

The typical properties of normal strength concrete C60 used as input data:

- Density:  $\rho_c = 2400 \text{ kg.m}^{-3}$
- Young's modulus:  $E_c = 36406 \text{ MPa}$
- Poisson's ratio:  $\nu_c = 0.2$
- Compressive strength:  $\sigma_{cc} = 60 \text{ MPa}$
- Tensile strength:  $\sigma_{ct} = 2.85 \text{ MPa}$
- Fracture energy:  $GF = 154 \text{ N/m}$

The compressive behavior of concrete was established through the plasticity algorithm and compressive stress-strain data in order to obtain the crushing effect of concrete. The tensile behavior of concrete was attained by the yield stress and the fracture energy input. Table 1 below illustrates the material parameters of concrete damage plasticity (CDP) model for concrete compressive strength of 60 MPa.

Table 1. Plasticity input for CDP model.

Property	value
Dilation angle	45
Eccentricity	0.1
$F_{b0}/f_{c0}$	1.16
K	0.0067
Viscosity parameter	0

Pre-stressed tendons in a sleeper can increase tensile capacity of the sleeper. It is important to consider the pre-stressed steel material data when modeling. The properties of the pre-stressed steel tendons are as follows:

- Density:  $\rho_s = 7.8 \text{ g.cm}^{-3}$
- Young's modulus:  $E_s = 200 \text{ GPa}$
- Poisson's ratio:  $\nu_s = 0.3$
- Prestressing force:  $P = 68 \text{ kN}$

#### 4. Experimental validation

The test setups have carried out in accordance with British Standards: BS EN 13230-2:2009 [4], in order to provide benchmarking type-testing results as shown in Fig. 3. The testing was undertaken using displacement control method at a slow load rate in order to obtain more accurate data. The equipment used for the test are as follows:

- Strain gauges and wires at top and bottom fiber (25 mm) and strain gauge bridges;
- Load cell;
- Linear potentiometer at the neutral axis and top of the sleeper; and
- Computer and data logger (DATA LOGGER SQUIRREL 2040 USB).



Fig. 3. Arrangement at the rail seat for positive bending test.

Fig. 4 demonstrates the load-deflection comparison of the experimental and numerical results for the sleeper with no web openings. The elastic range of the two curves shows good correlation with failure. In addition, the numerical ultimate load obtained from FEA is 2.2 % lower than the maximum experimental load for the applied displacement. However, the numerical results show an early failure at around 5mm deflection compared to the experimental results.

This is because only available tested parameters for concrete damage model introduced in the model are for reinforced concrete structures.

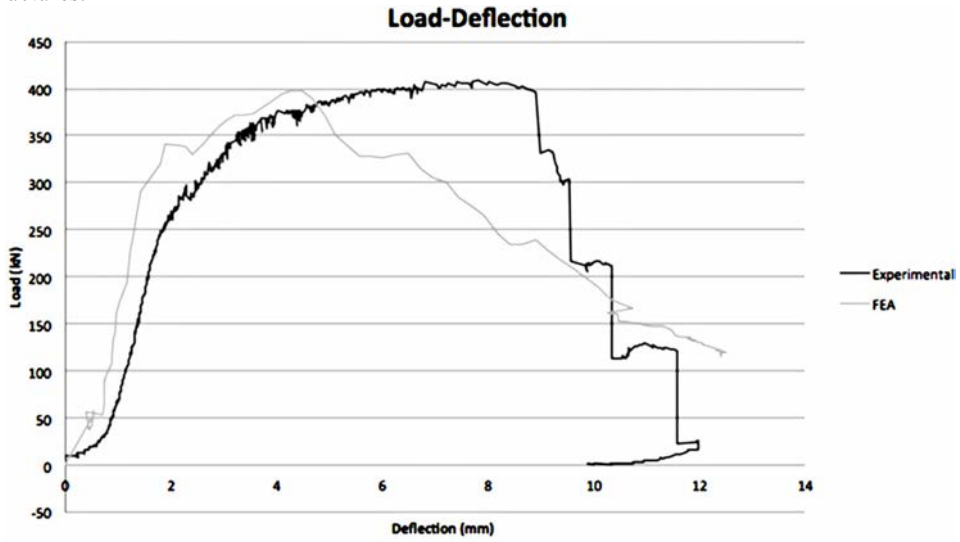


Fig. 4. FE validation of the sleeper with no web openings.

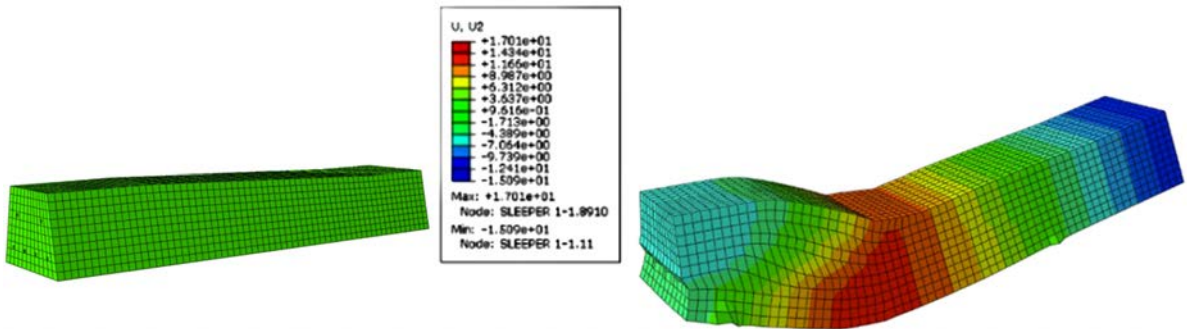


Fig. 5. Deformed shape of the sleeper with no web openings.

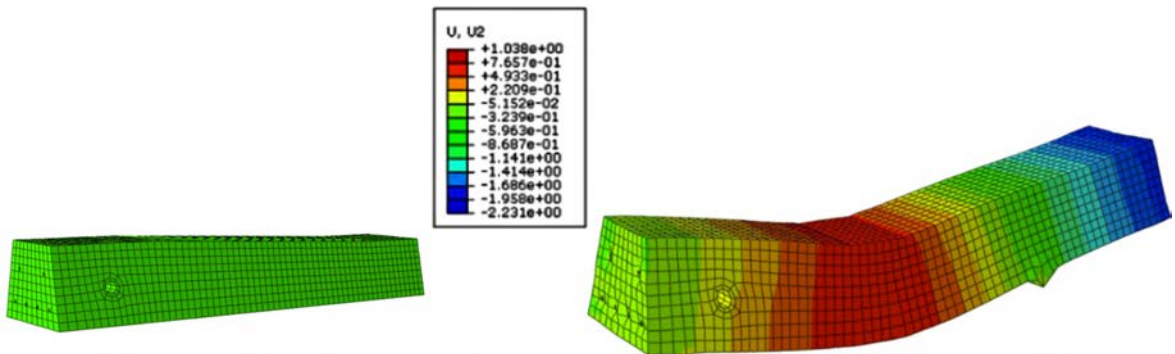


Fig. 6. Deformed shape of the sleeper with 32mm transverse hole.



## 5. Results and discussion

Fig. 5 illustrates the initial stage and the deformed stage of the pre-stressed concrete sleeper with no web openings. The maximum deflection obtained from the experimental data, which is 13mm was applied to the rail seat position as boundary condition as shown in Fig. 5. The load-deflection curve will be plotted from obtained deflection. The total force will be calculated from the two reaction forces from the roller supports. These two reactions will be summed up together in order to obtain the total force for the applied displacement. Figs 6 and 7 illustrate the initial stage and the deformed stage of the pre-stressed concrete sleepers with 32mm transverse hole and 32mm vertical hole, respectively.

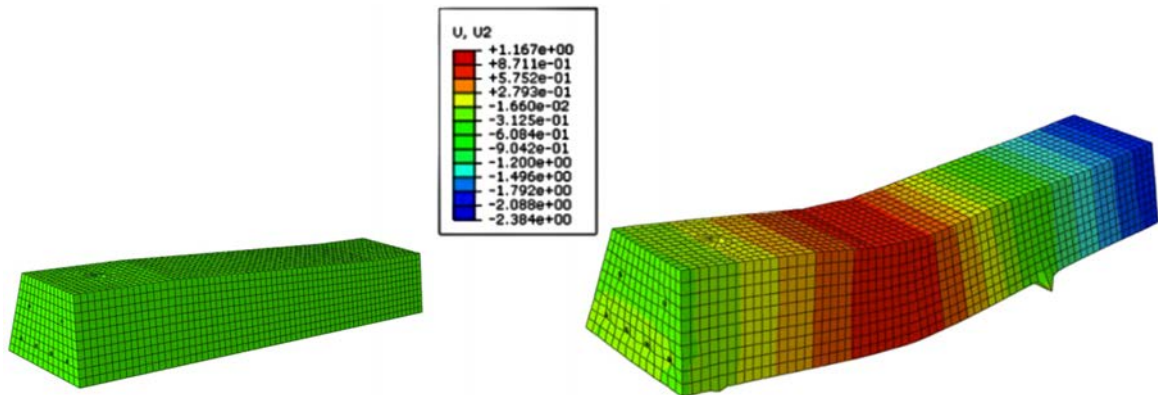


Fig. 7. Deformed shape of the sleeper with 32mm vertical hole.

## 6. Conclusions

This paper presents original and rigorous numerical investigations into the structural behaviors of railway prestressed concrete sleepers with holes and web openings. As a common practice, track engineers often generate holes or web openings in concrete sleepers to enable the accommodation of rail equipment cables and signaling equipment. This study aims to provide novel advanced modeling for determining structural capacity and energy toughness of pre-stressed concrete sleepers with and without holes and web openings. The finite element modelling for ultimate strength design of concrete sleepers has been established and validated using experimental results. The comparison between numerical and experimental results exhibits excellent agreement and thus suggests that the models are capable of predicting the failure planes and can help provide practical guidelines for the holes and web opening for track engineers. Future work includes the prognostic and damage identification of railway prestressed concrete sleepers using acoustic emission and modal analysis [15].

## Acknowledgements

The authors would also like to thank British Department of Transport (DfT) for Transport - Technology Research Innovations Grant Scheme, Project No. RCS15/0233; and the BRIDGE Grant, Project entitled 'Improving damping and dynamic resistance in concrete through micro- and nano-engineering for sustainable and environmental-friendly applications in railway and other civil construction' (kindly provided by University of Birmingham and the University of Illinois at Urbana Champaign). Full-scale railway concrete sleepers have been kindly supported by Network Rail and CEMEX. The first author would like to gratefully acknowledge the Japan Society for the Promotion of Science (JSPS) for his JSPS Invitation Research Fellowship (Long-term), Grant No L15701, at Track Dynamics Laboratory, Railway Technical Research Institute and at Concrete Laboratory, the University of Tokyo, Tokyo, Japan.



## References

- [1] Remennikov, A.M. and Kaewunruen, S., "A review on loading conditions for railway track structures due to wheel and rail vertical interactions," *Structural Control and Health Monitoring*, 15, 2008, pp. 207-234.
- [2] Wikipedia, Railroad tie, Access Online, April 2016, [[https://en.wikipedia.org/wiki/Railroad\\_tie](https://en.wikipedia.org/wiki/Railroad_tie)]
- [3] Esveld, C., *Modern Railway Track*, The Netherlands MRT Press, 2001.
- [4] British Standard, *Railway applications. Track. Concrete sleepers and bearers. Prestressed monoblock sleepers*: BSI. 32, 2009.
- [5] Gamage, E., Kaewunruen, S., Remennikov, A.M., "Design of holes and web openings in railway prestressed concrete sleepers", Railway Engineering Conference, June 28-July 2, 2015, Edinburgh, UK.
- [6] Remennikov, A.M., Murray, M.H., and Kaewunruen, S., "Reliability based conversion of a structural design code for prestressed concrete sleepers," *Proceedings of the Institution of Mechanical Engineers: Part F Journal of Rail and Rapid Transit*, 226(2), 2012, pp. 155-173.
- [7] Remennikov, A.M., Murray, M.H., and Kaewunruen, S., "Conversion of AS1085.14 for railway prestressed concrete sleeper to limit states design format," *AusRAIL Plus 2007*, Dec 2-6, Sydney, Australia, [CD-Rom], 2007.
- [8] Kaewunruen, S. and Remennikov, A.M., "On the residual energy toughness of prestressed concrete sleepers in railway track structures subjected to repeated impact loads." *Electronic Journal of Structural Engineering*, 13(1), 2013, 41-61 (invited).
- [9] Kaewunruen, S., Remennikov, A.M., Murray, M.H. " Limit states design of railway concrete sleepers" *Proceedings of the Institution of Civil Engineers: Transport*, 165 (TR2), 81-85.
- [10] Griffin, DWP, Mirza, O., Kwok, K., Kaewunruen, S., "Composite slabs for railway construction and maintenance: a mechanistic review" *The IES Journal Part A: Civil & Structural Engineering*, 7 (4), 2014, pp. 243-262.
- [11] Murray, M.H., "Heavy haul sleeper design: A rational cost-saving method", *Proceedings of the 11th International Heavy Haul Association Conference*, International Heavy Haul Association (IHHA) Inc, Perth, W.A, 2015, pp. 1160-1169.
- [12] Kaewunruen, S. and Remennikov, A.M., "Progressive failure of prestressed concrete sleepers under multiple high-intensity impact loads," *Engineering Structures*, 31(10), 2007, pp. 2460-2473.
- [13] Kaewunruen, S. and Remennikov, A.M., "Dynamic crack propagations of prestressed concrete sleepers in railway track systems subjected to severe impact loads," *ASCE J of Structural Engineering*, 136(6), 2010, pp. 749-754.
- [14] Kaewunruen, S. and Remennikov, A.M., "Experimental simulation of the railway ballast by resilient materials and its verification by modal testing," *Experimental Techniques*, 32 (4), 2008, pp. 29-35.
- [15] S Kaewunruen, E.K. Gamage, AM Remennikov, Structural behaviours of railway prestressed concrete sleepers (crossties) with hole and web openings, *Procedia Engineering*, 2016 (accepted).