

2009

Electrocatalytic reduction of carbon dioxide by cobalt-phthalocyanine-incorporated polypyrrole

Jun Chen

University of Wollongong, junc@uow.edu.au

Gordon G. Wallace

University of Wollongong, gwallace@uow.edu.au

Jiaying Lu

University of Wollongong

Aijian Zhang

University of Wollongong

Weimin Zhang

University of Wollongong, weimin@uow.edu.au

Follow this and additional works at: <https://ro.uow.edu.au/scipapers>



Part of the [Life Sciences Commons](#), [Physical Sciences and Mathematics Commons](#), and the [Social and Behavioral Sciences Commons](#)

Recommended Citation

Chen, Jun; Wallace, Gordon G.; Lu, Jiaying; Zhang, Aijian; and Zhang, Weimin: Electrocatalytic reduction of carbon dioxide by cobalt-phthalocyanine-incorporated polypyrrole 2009, E17-E19.
<https://ro.uow.edu.au/scipapers/3381>

Electrocatalytic reduction of carbon dioxide by cobalt-phthalocyanine-incorporated polypyrrole

Abstract

In the quest for catalysts for the electrocatalytic reduction of CO_2 , a cobalt phthalocyanine/polypyrrole (CoPc/PPy) composite electrode has been developed. The electrode is prepared by drop casting CoPc onto the PPy film from the CoPc/tetrahydrofuran solution (1 mg/mL). The onset potential for reduction occurred at potentials 160 mV more positive than observed with a simple PPy electrode. Furthermore, in the potentiostatic electrolysis, the catalytic current for reduction at CoPc/PPy was very stable, with a higher current density and current efficiency when compared to the PPy electrode.

Keywords

Electrocatalytic, reduction, carbon, dioxide, cobalt, phthalocyanine, incorporated, polypyrrole

Disciplines

Life Sciences | Physical Sciences and Mathematics | Social and Behavioral Sciences

Publication Details

Zhang, A., Zhang, W., Lu, J., Wallace, G. G. and Chen, J. (2009). Electrocatalytic reduction of carbon dioxide by cobalt-phthalocyanine-incorporated polypyrrole. *Electrochemical and Solid-State Letters*, 12 (8), E17-E19.



Electrocatalytic Reduction of Carbon Dioxide by Cobalt-Phthalocyanine-Incorporated Polypyrrole

Aijian Zhang,^{a,b} Weimin Zhang,^a Jiaying Lu,^b Gordon G. Wallace,^{a,*} and Jun Chen^{a,*z}

^aAustralian Research Council Centre of Excellence for Electromaterials Science, Intelligent Polymer Research Institute, University of Wollongong, Wollongong, New South Wales 2522, Australia

^bShanghai Key Laboratory of Green Chemistry and Chemical Process, Department of Chemistry, East China Normal University, Shanghai 200062, China

In the quest for catalysts for the electrocatalytic reduction of CO₂, a cobalt phthalocyanine/polypyrrole (CoPc/PPy) composite electrode has been developed. The electrode is prepared by drop casting CoPc onto the PPy film from the CoPc/tetrahydrofuran solution (1 mg/mL). The onset potential for CO₂ reduction occurred at potentials 160 mV more positive than observed with a simple PPy electrode. Furthermore, in the potentiostatic electrolysis, the catalytic current for CO₂ reduction at CoPc/PPy was very stable, with a higher current density and current efficiency when compared to the PPy electrode.
© 2009 The Electrochemical Society. [DOI: 10.1149/1.3139529] All rights reserved.

Manuscript submitted March 12, 2009; revised manuscript received April 27, 2009. Published May 19, 2009.

The advent of global warming, associated with increasing atmospheric carbon dioxide (CO₂) concentrations, has stimulated research into the utilization of CO₂. The transformation of CO₂ to organic substances is a promising long-term objective. For the past decade, methods of reducing CO₂ to CO, formaldehyde, formate, methanol, methane, or oxalate, using electrochemical methods which consume less energy than traditional chemical reduction processes and can proceed at a moderate temperature and atmospheric pressure, have been developed.¹⁻⁵

The direct electrochemical reduction of CO₂ on various metal electrodes requires large overpotentials (more negative than -2 V vs saturated calomel electrode).⁶⁻¹⁰ It is therefore important to search for active electrocatalysts which can mediate electrochemical reduction of CO₂ at lower potentials. Numerous transition-metal (mainly Co and Ni) complexes, such as macrocyclic cobalt or nickel, cobalt phthalocyanine (CoPc), or porphyrin, have been reported to have such catalytic effects.¹¹⁻¹³ The use of these catalysts, however, has generally been limited by their degradation during electrolysis. It is thus necessary to investigate the electrochemical reduction of CO₂ at a modified electrode, on which the complex is more stable. Both Lieber and Lewis¹⁴ and Meshitsuka et al.¹⁵ reported the electroreduction of CO₂ at a CoPc-modified graphite electrode in citrate buffer and obtained CO as the main product. The electrochemical reduction of CO₂ at cobalt-octabutoxyphthalocyanine-coated graphite electrodes was investigated by Abe et al.¹⁶ The reduction of CO₂ at a cobalt(II) tetraphenylporphyrin-pyridine-modified glassy carbon (GC) electrode showed a high catalytic activity for CO₂ reduction to CO.¹⁷

In recent years, the combination of polymer and metal complex catalysts has provided an alternative route to the electrochemical reduction of CO₂. The reduction of CO₂ at Prussian blue/polymer/metal complex-based electrodes in the aqueous solution¹⁸⁻²¹ was investigated. CO₂ was reduced at -0.8 V (vs Ag/AgCl) and the reaction products were formic acid, lactic acid, acetic acid, methanol, and ethanol. The electrocatalytic conversion of CO₂ on polypyrrole (PPy)- or polyaniline-modified electrodes under high pressure in methanol resulted in the formation of CH₃COOH as the main product.²²⁻²⁴

In this article, we present the study of electrocatalytic CO₂ reduction at the CoPc/PPy-modified GC electrode in the 0.1 M LiClO₄/ACN-H₂O solution. The CoPc/PPy composite electrode was then investigated via a potentiostatic method and showed the enhanced electrocatalytic activity and stability for CO₂ reduction.

Experimental

Reagents.— Pyrrole was purchased from Sigma and was always redistilled before use. CoPc was from Strem Chemicals, while LiClO₄, acetonitrile (ACN), and tetrahydrofuran (THF) were commercial chemicals from Ajax Finechem and used as received.

Preparation of CoPc/PPy-modified GC electrode.— The electrochemical polymerization of the PPy film was carried out by cyclic voltammetry (CV) at the GC electrode cycled between -0.2 and 0.9 V (Ag/Ag⁺) with a scan rate of 50 mV/s in the ACN solution containing 0.1 M LiClO₄ and 0.1 M pyrrole. The resultant electrode was washed carefully with ACN to remove the impurities adsorbed on the PPy film and dried in air at room temperature. Then, 4 μL of the CoPc/THF solution (1 mg/mL) was directly cast onto the PPy film and dried in air. These resulting PPy electrodes with/without CoPc modification were investigated for further characterization and catalytic testing for CO₂ reduction.

Characterizations.— The PPy and CoPc/PPy films were characterized using a scanning electron microscope (Hitachi S3000N) to study the surface morphology.

Electrochemical studies were carried out in a typical three-compartment cell connected to the CHI720c electrochemical workstation (CH Instrument Co., Austin, TX), using PPy- or CoPc/PPy-modified GC as the working electrodes, a platinum mesh as the counter electrode, and Ag/AgCl (3 M NaCl) as the reference electrode at room temperature. Before the measurements, the testing solution, 0.1 M LiClO₄/ACN-H₂O, was saturated with N₂ or CO₂.

The products that dissolved in the electrolyte were analyzed by high performance liquid chromatography (HPLC) (Shimadzu 20 A Series, Atlantis dC18 column using 20% ACN in Milli-Q water as a solvent) and used to determine the current efficiency.

Results and Discussion

Electrocatalytic CO₂ reduction at PPy electrode.— The cyclic voltammograms obtained using PPy as the working electrode in N₂- or CO₂-saturated electrolyte [0.1 M LiClO₄/ACN-H₂O (v:v = 10:1)] are presented in Fig. 1. They show a typical redox couple (labeled A/B) which could be attributed to the doping and dedoping of PPy in the N₂-saturated solution. When the solution was saturated with CO₂, a reduction peak due to the reduction of CO₂ was observed at -0.50 V. This is consistent with the results reported previously using polyaniline or PPy electrodes for CO₂ reduction under high pressure in methanol. In that work the catalytic effect was attributed to the adsorption of CO₂ via hydrogen-bond interactions with the polymer film.^{22,23} The possible reaction pathways of CO₂ reduction at the PPy electrode could be described in the following manner

* Electrochemical Society Active Member.

^z E-mail: junc@uow.edu.au

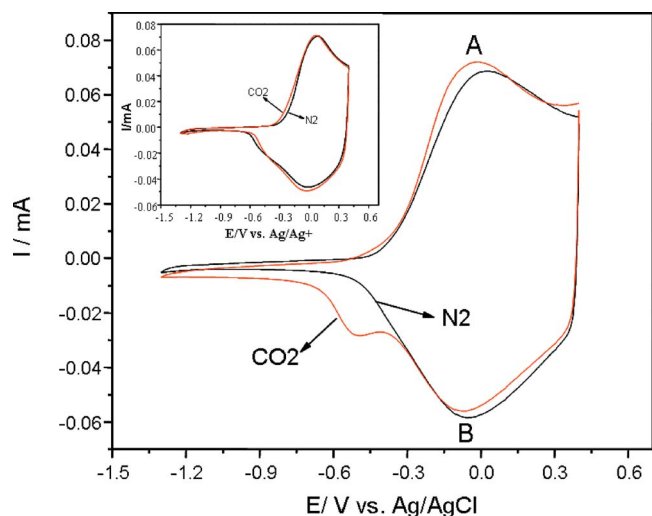
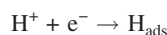


Figure 1. (Color online) CVs of the PPy electrode in 0.1 M LiClO₄/ACN-H₂O under N₂ and CO₂, $v = 50$ mV/s (vs Ag/AgCl). The inset shows the CVs of the PPy electrode in the nonaqueous 0.1 M LiClO₄/ACN solution.



The reaction is proposed to begin with the formation of H_{ads}, that is, the initial step is H_{ads} formation, then H_{ads} is added to CO₂ molecules, and HCOO_{ads} is formed, which can recombine with further H_{ads} to give formic acid. This is one of the indirect ways in the electrochemical reduction of CO₂. The main role of the PPy film may be the adsorption of the substrate molecules via hydrogen bonding, so the transfer of a H_{ads} atom to the CO₂ molecule would be much easier and faster.

The inset of Fig. 1 shows the cyclic voltammograms obtained using the PPy-modified electrode in the nonaqueous 0.1 M LiClO₄/ACN electrolyte saturated with either N₂ or CO₂. No electrocatalytic CO₂ reduction was observed in the CO₂-saturated nonaqueous solution under identical conditions. This suggests that PPy has no catalytic effect for CO₂ reduction in the nonaqueous ACN solution, and the presence of H₂O is necessary and critical for the indirect reduction of CO₂. We assume that the reduction adsorption of H⁺ arising from H₂O (10% in the mixed solvent) plays a key role in the subsequent catalyses of CO₂ reduction.

Electrocatalytic CO₂ reduction at CoPc/PPy electrode.— To improve the catalytic performance of PPy, the CoPc-modified PPy film was prepared by coating with the CoPc/THF material. The scanning electron microscopy (SEM) images of the PPy film with/without CoPc are shown in Fig. 2. The pure PPy displays a very smooth




Figure 2. SEM image of (a) PPy and (b) CoPc/PPy electrodes.

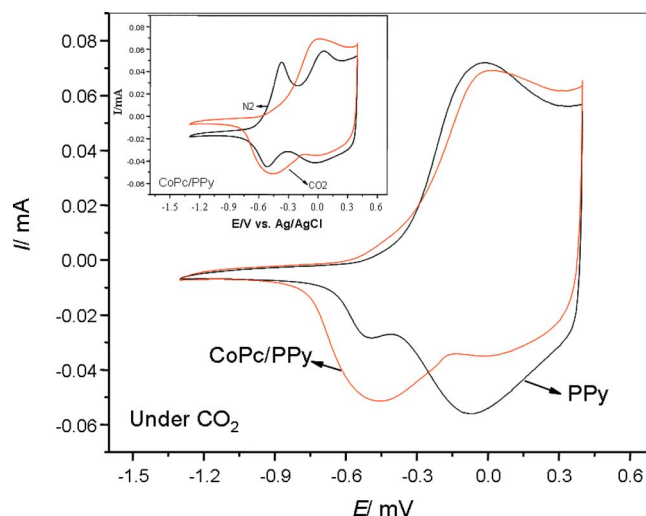


Figure 3. (Color online) CVs of PPy and CoPc/PPy electrodes in the CO₂-saturated electrolyte (vs Ag/AgCl). The inset shows CVs of the CoPc/PPy electrode in 0.1 M LiClO₄/ACN-H₂O under N₂ and CO₂, $v = 50$ mV/s.

surface morphology (Fig. 2a), while the CoPc-modified PPy film (Fig. 2b) has a crystalline porous structure due to the CoPc coating.

After the preparation of the CoPc/PPy electrode, it was investigated for electrocatalytic CO₂ reduction under identical conditions used for the pure PPy electrode. The CVs using either PPy or CoPc/PPy as working electrodes were obtained in a CO₂-saturated 0.1 M electrolyte (Fig. 3). The electrocatalytic reduction of CO₂ took place at -0.18 V using the CoPc/PPy electrode, which showed a positive 160 mV shift in the onset of the reduction potential compared to that of pure PPy electrode (-0.34 V). This illustrates that the CoPc/PPy has a much better catalytic influence on CO₂ reduction than pure PPy. Furthermore, a higher catalytic peak current of CO₂ reduction is observed at -0.45 V using the CoPc/PPy electrode, which is probably caused by the increase in the number of active centers where the reduction of CO₂ takes place.^{20,25}

Compared to the CV of the CoPc/PPy electrode in the N₂-saturated 0.1 M LiClO₄/ACN-H₂O solution, the inset of Fig. 3 shows that the oxidation peak of Co(I)Pc to Co(II)Pc disappeared in the presence of CO₂. The corresponding reduction peak of Co(II)Pc to Co(I)Pc under N₂ coincides less with that under CO₂ so that it is unclear whether the corresponding reduction peak is present in the CV under the CO₂ peak or not at all. The possible mechanism for this is that when H⁺ is reduced to H_{ads} and H_{ads} is continuously consumed to reduce CO₂, it causes the oxidation of Co(I)Pc to Co(II)Pc.²⁰ It also suggests that a much stronger generation of H_{ads} occurred at the PPy and CoPc interfaces; therefore the CoPc/PPy composite electrode promoted the electrocatalytic reduction of CO₂ with enhanced catalytic activity compared to PPy alone.

Potentiostatic CO₂ reduction at PPy and CoPc/PPy electrodes.— CO₂ reduction was performed at a constant potential -0.8 V (vs Ag/AgCl) at both PPy and CoPc/PPy electrodes in the CO₂-saturated 0.1 M LiClO₄/ACN-H₂O ($v:v = 1:1$) solution. Figure 4 shows the $I-t$ curve for catalytic CO₂ reduction at the CoPc/PPy electrode normalized from the pure PPy electrode with a stable current density of 20 mA/g. The higher catalytic current observed at the CoPc/PPy electrode again confirms that the PPy incorporated with CoPc has a better catalytic performance for CO₂ reduction than the PPy electrode itself (see inset of Fig. 4).

The product detected by HPLC was formic acid. No evolution of gaseous products was observed during the controlled potential electrolysis. This is consistent with the mechanism described in the first subsection for electrocatalyzed CO₂ reduction. This is possibly due

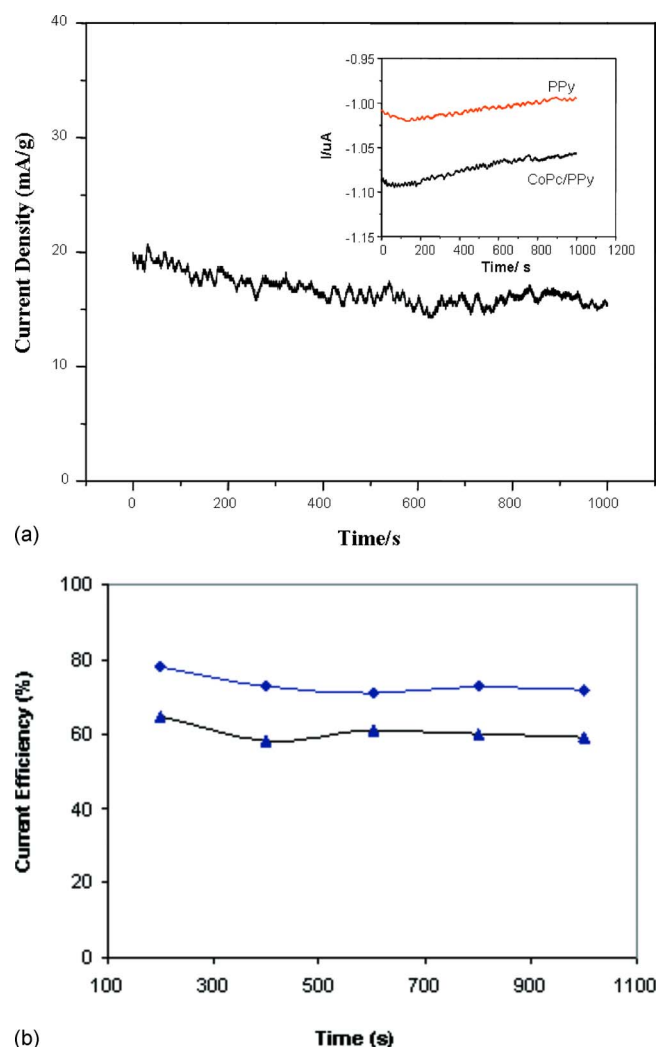


Figure 4. (Color online) (a) I - t curve for CO_2 reduction at the CoPc/PPy electrode normalized from the PPy electrode in 0.1 M $\text{LiClO}_4/\text{ACN}-\text{H}_2\text{O}$ (vs Ag/AgCl). The inset is the I - t curve of the PPy- and CoPc/PPy-modified electrodes under CO_2 . $E = -1.0$ V (vs Ag/AgCl). (b) Current efficiency-time diagrams of CO_2 reduction at PPy and CoPc/PPy electrodes.

to our use of the ACN-based solution without the addition of any other acid which is normally used in an aqueous environment. In the acidic aqueous solution, H^+ ions are used and involve the further proposed reaction pathways of CO_2 reduction in converting formic acid to acetic acid and formaldehyde. In this neutral organic environment, formic acid could not be oxidized to formaldehyde, which normally occurs in acid solution.²² As the formic acid is the only major product detected under this situation, this simplifies the product separation process after CO_2 reduction. Based on the product analysis, Fig. 4b shows the calibrated current efficiency-time diagrams of electrocatalyzed CO_2 reduction at the CoPc/PPy electrode in 0.1 M $\text{LiClO}_4/\text{ACN}-\text{H}_2\text{O}$ ($v:v = 10:1$). It indicates that for the CoPc/PPy electrode, the current efficiency tends to be constant at

around 72%, which is higher than that (59%) of the PPy electrode. This suggests that less side reaction occurred using the CoPc/PPy electrode, which coincides with the improved catalytic performance.

Conclusion

The conversion of CO_2 into useful substances can be achieved using electrochemical methods. We have successfully prepared CoPc/PPy-modified GC electrodes and used them for the catalytic reduction of CO_2 in an ACN-based electrolyte. The reduction of CO_2 at the PPy electrode appears to involve the generation of H_{ads} , which could be significantly enhanced via coating the PPy film with CoPc. The onset potential of CO_2 reduction shifts to a more positive potential at the CoPc/PPy composite electrode from -0.34 (PPy) to -0.18 V. Furthermore, during potentiostatic electrolysis, the catalytic current for CO_2 reduction at CoPc/PPy was very stable with a higher current efficiency when compared to a single PPy electrode.

Acknowledgment

The authors gratefully acknowledge the Australian Research Council, the National Natural Science Foundation of China (no. 20573037), and China Scholarship Council for the financial support for this work.

University of Wollongong assisted in meeting the publication costs of this article.

References

1. K. S. Udupa, G. S. Subramanian, and H. V. K. Udupa, *Electrochim. Acta*, **16**, 1593 (1971).
2. J. Costamagna, G. Ferraudi, J. Canales, and J. Vargas, *Coord. Chem. Rev.*, **148**, 221 (1996).
3. M. A. Scibioh and B. Viswanathan, *Proc. Indian Acad. Sci., Sect. A*, **70A**, 407 (2004).
4. M. Shibata and N. Furuya, *Electrochim. Acta*, **48**, 3953 (2003).
5. T. V. Magdesieva, T. Yamamoto, D. A. Tryk, and A. Fujishimab, *J. Electrochem. Soc.*, **149**, D89 (2002).
6. E. Lamy, L. Nadjo, and M. Saveant, *J. Electroanal. Chem. Interfacial Electrochem.*, **78**, 403 (1977).
7. W. Paik, T. N. Andersen, and H. Eyring, *Electrochim. Acta*, **14**, 1217 (1969).
8. Yu. B. Vassiliev, V. S. Bagotzky, N. V. Osetrova, and A. A. Mikhailova, *J. Electroanal. Chem. Interfacial Electrochem.*, **189**, 311 (1985).
9. J. Grodkowski, T. Dhanasekaran, P. Neta, P. Hambright, B. S. Brunshwig, K. Shinozaki, and E. Fujita, *J. Phys. Chem. A*, **104**, 11332 (2000).
10. J. Grodkowski, P. Neta, E. Fujita, A. Mahammed, L. Simkhovich, and Z. Gross, *J. Phys. Chem. A*, **106**, 4772 (2002).
11. K. Takahashi, K. Hiratsuka, H. Sasaki, and S. Toshima, *Chem. Lett.*, **8**, 305 (1979).
12. B. Fisher and R. Eisenberg, *J. Am. Chem. Soc.*, **102**, 7361 (1980).
13. J. Y. Becker, B. Vainas, R. Ger, and L. Kaufman, *J. Chem. Soc., Chem. Commun.*, **1985**, 1471.
14. C. M. Lieber and N. S. Lewis, *J. Am. Chem. Soc.*, **106**, 5033 (1984).
15. S. Meshitsuka, M. Ichikawa, and K. Tamaru, *J. Chem. Soc., Chem. Commun.*, **1974**, 158.
16. T. Abe, F. Taguchi, T. Yoshida, S. Tokita, G. Schnurpfeil, D. Wohrl, and M. Kaneko, *J. Mol. Catal. A: Chem.*, **112**, 55 (1996).
17. T. Atoguchi, A. Aramata, A. Kazusaka, and M. Enyo, *J. Electroanal. Chem. Interfacial Electrochem.*, **318**, 309 (1991).
18. K. Ogura, K. Mine, J. Yano, and H. Sugihara, *J. Chem. Soc., Chem. Commun.*, **1993**, 20.
19. K. Ogura, M. Higasa, J. Yano, and N. Endo, *J. Electroanal. Chem.*, **379**, 373 (1994).
20. K. Ogura, H. Sugihara, J. Yano, and M. Higasa, *J. Electrochem. Soc.*, **141**, 419 (1994).
21. K. Ogura, N. Endo, M. Nakayama, and H. Ootsuka, *J. Electrochem. Soc.*, **142**, 4026 (1995).
22. R. Aydin and F. Koleli, *J. Electroanal. Chem.*, **535**, 107 (2002).
23. R. Aydin and F. Koleli, *Synth. Met.*, **144**, 75 (2004).
24. F. Koleli, T. Ropke, and C. H. Hamann, *Synth. Met.*, **140**, 65 (2004).
25. Y. Tian, F. Yang, and W. Yang, *Synth. Met.*, **156**, 1052 (2006).