



UNIVERSITY  
OF WOLLONGONG  
AUSTRALIA

University of Wollongong  
**Research Online**

---

Faculty of Social Sciences - Papers

Faculty of Social Sciences

---

2013

# Using Turnitin to respond to student writing

Amy Conley Wright

*University of Wollongong*, [acwright@uow.edu.au](mailto:acwright@uow.edu.au)

Wen Chuang

*San Francisco State University*

---

## Publication Details

Wright, A. C. & Chuang, W. (2013). Using Turnitin to respond to student writing. Annual Winter Writing Colloquium San Francisco, Unites States: San Francisco State University.

Research Online is the open access institutional repository for the University of Wollongong. For further information contact the UOW Library:  
[research-pubs@uow.edu.au](mailto:research-pubs@uow.edu.au)

---

# Using Turnitin to respond to student writing

## **Abstract**

A seminar held at the San Francisco State University as part of the Annual Winter Writing Colloquium on 22 January 2013.

## **Keywords**

respond, writing, student, turnitin

## **Disciplines**

Education | Social and Behavioral Sciences

## **Publication Details**

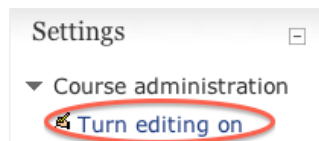
Wright, A. C. & Chuang, W. (2013). Using Turnitin to respond to student writing. Annual Winter Writing Colloquium San Francisco, Unites States: San Francisco State University.

**Overview:** Turnitin is an online teaching tool that flags instances of possible plagiarism, over-reliance of cited resources, and improper citation for text-based files submitted by students online. The following types of files may be submitted to Turnitin: MS Word (.doc, .docx), Adobe Acrobat (.pdf), PostScript (.ps), HTML (.html, .htm), WordPerfect (.wpd), Rich Text Format (.rtf), and plain text (.txt). The file size limit is 20 megabytes (MB) per upload.

## Create a new Turnitin assignment on iLearn

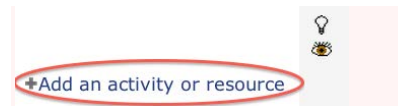
### Step 1: Turn editing on

Click on the **Turn editing on** link in the **Course Administration** section in the **Settings** block.



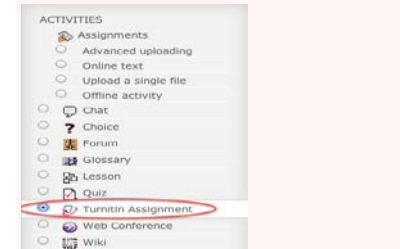
### Step 2: Create the activity

In the appropriate week or topic area, click on the **+Add an activity or resource** link in your iLearn course.



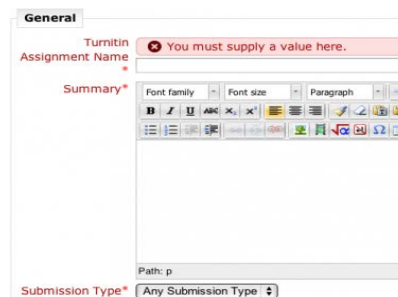
### Step 3: Select Turnitin

From the **ACTIVITIES**, select **Turnitin Assignment** and then click on the **Add** button.



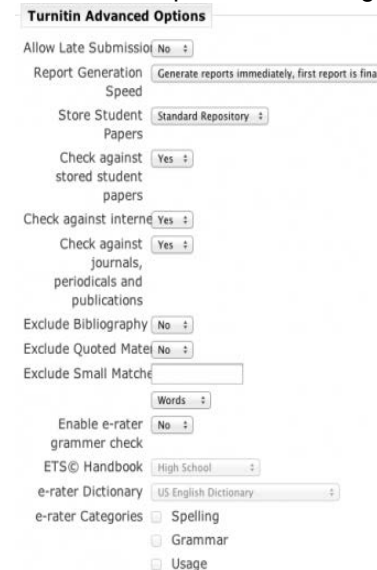
### Step 4: Name the activity

Enter a name in the **Turnitin Assignment Name** text field, then fill out **Summary**, and choose a **Submission Type**. All these three are required fields.



### Step 5: Change Turnitin advanced options

See handout p. 2&3 re: settings




### Step 6: Save

Click on **Save and return to course** button when you are done, or click on **Save and display** button if you would like to preview your Turnitin assignment.

## Using Turnitin for grading and feedback

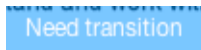


Turnitin provides 5 options for feedback to students:

- **Originality reports** (see p. 3 of handout, Using Turnitin for plagiarism detection, for details)
- **Grading rubrics** 

In step #5 of creating a Turnitin assignment, you can create a rubric. Click on “GradeMark,” then “Launch rubric manager.” In the ‘Rubric Manager,’ create your rubric by providing criteria, scale, and item descriptions. Example:

CRITERIA	SCALES		
	Excellent	Good	Satisfactory
<b>Organization</b>	3.00 Information is very organized with well-constructed paragraphs, transitions, and subheadings.	2.00 Information is organized with well-constructed paragraphs and some transitions.	1.00 Information is organized, but paragraphs are not well-constructed and clear transitions are not provided.
<b>Style</b>	3.00 Sentences are well-constructed with varied structure.	2.00 Most sentences are well-constructed and there is some varied sentence structure in the essay.	1.00 There are issues with sentence variation or construction.
<b>Intro &amp; concl</b>	3.00 Paper includes an introduction that previews the paper contents and a conclusion that summarizes the main points.	2.00 An introduction and conclusion are included and recognizable, but do not sufficiently preview or summarize the paper.	1.00 Either an introduction or conclusion is missing or incomplete.
<b>Mechanics</b>	3.00 No grammatical, spelling or	2.00 Almost no grammatical, spelling or	1.00 A few grammatical spelling, or

Students will see the criteria names and explanations in the ‘scales’ box, as well as their total score.

- **Quickmarks**   
You can use the pre-set comments in Turnitin as well as create your own set for each assignment. Drag and drop your comment onto students’ paper. The students will see a blue comment title and can read your comment when they place a mouse over it.
- **General comments**   
You can provide general typed comments on each student’s paper. These comments may note strengths, areas for improvement, and reasons for deducting points. Students will see your comments in the comments feedback box.
- **Voice comments**   
Another option is to provide verbal comments on the paper by recording your voice. Students will be able to play your audio comments within Turnitin.

## Using Turnitin for plagiarism detection

In step #5 of creating a Turnitin assignment, you can set the program to create an originality report. Click on “Generate Originality Report for submissions--yes,” then choose settings and select repositories to which the students’ papers will be compared (options: student paper repository; current and archived internet; periodicals, journals & publications). You can also set whether to allow students to see the originality reports.

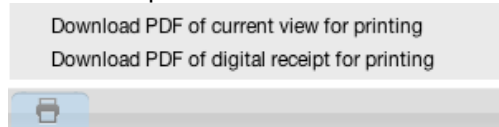
- **Originality Report:** After students submit their papers, the originality report will be generated. In the upper right corner of the grading pane in Turnitin, there will be a “#% similar” and in the upper left corner
- **Match Overview:** In the upper left corner, you can click on “Originality” to show the sources that overlap with the students’ papers.



A screenshot of the Turnitin Match Overview interface. It features a red header with the text "Match Overview" and a small icon of a printer and a list. Below the header is a scrollable list of four matches, each with a colored number, the source name, the source type, and the similarity percentage.

Match Number	Source	Source Type	Similarity
1	www.psych.umn.edu	Internet source	1%
2	Submitted to CSU, San	Student paper	1%
3	www.sagepub.com	Internet source	1%
4	Richard M. Lee.	Publication	1%

- **Printing documentation:** If you would like to print a student’s paper with the text that highlights matches and gives sources of matches, click on the printer icon in the lower left corner, and select “Download PDF of current view for printing” (while on Originality tab).



See this link for the ‘plagiarism spectrum’: [http://pages.turnitin.com/rs/iparadigms/images/Turnitin\\_WhitePaper\\_PlagiarismSpectrum.pdf](http://pages.turnitin.com/rs/iparadigms/images/Turnitin_WhitePaper_PlagiarismSpectrum.pdf)

Mitigate plagiarism through instruction—for suggestions, see: <http://ctfd.sfsu.edu/teaching-practices/mitigating-cheating-and-plagiarism-through-design.htm>

## **Resources**

### **Request Additional Help about iLearn or Turnitin:**

M-F 8AM-5PM

Tel: (415) 405-5555

Email: [ilearn@sfsu.edu](mailto:ilearn@sfsu.edu) (for technical support) or [iteach@sfsu.edu](mailto:iteach@sfsu.edu) (for best practices or for 1on1 appointment)

### **Online support documents:**

- <http://at.sfsu.edu/support> (we are adding more support documents every day)
- [http://turnitin.com/en\\_us/support/integrations/moodle-direct-instructor-manual](http://turnitin.com/en_us/support/integrations/moodle-direct-instructor-manual)
- [http://turnitin.com/en\\_us/support/help-center](http://turnitin.com/en_us/support/help-center) (Turnitin Help Center)

Walk-in: LIB 220

### **Sample statements on plagiarism and Turnitin for your syllabus (from Amy Love, SFSU Center for Teaching and Faculty Development):**

Source: <http://ctfd.sfsu.edu/feature/academic-integrity-and-plagiarism-at-sf-state.htm>

Plagiarism is a form of cheating or fraud; it occurs when a student misrepresents the work of another as his or her own. Plagiarism may consist of using the ideas, sentences, paragraphs, or the whole text of another without appropriate acknowledgment, but it also includes employing or allowing another person to write or substantially alter work that a student then submits as his or her own. Any assignment found to be plagiarized will be given an “F” grade. All instances of plagiarism in the College of Humanities will be reported to the Dean of the College, and may be reported to the University Judicial Affairs Officer for further action.

In this course, we will use Turnitin.com, an electronic resource that compares your essay to internet sources and a comprehensive database of other papers. It creates an originality report identifying which parts of your essay match any of their sources which will make it easy for you to make sure that you have cited all your sources and haven’t accidentally picked up another author’s language. All required papers will be submitted to Turnitin.com for the detection of plagiarism and retained as source documents in the Turnitin.com reference database to be used solely for the purpose of detecting plagiarism of such papers. Essays that are not submitted to Turnitin will be given an “F” grade.

*In addition, for composition or other writing intensive classes, you may add:*

In this class, we will use ideas from other writers in a variety of ways. You may explain the work of a great thinker, disagree with another writer or refer to authorities to support your point. In all cases you will need to give proper credit. If you do not know how to cite a source or you are unclear about what plagiarism is, come see me and I’ll be happy to explain. I take this issue very seriously, so do not try to copy other people’s work and pretend it is your own or have someone else write your essays for you and claim that you did the work. Usually students are tempted to get illegal “help” when they feel they are failing and there is nothing they can do about it. But there is always one thing you can do if you are having trouble: you can get me to help you. If you are stuck, or feel that you don’t understand something, please come talk to me and I’ll be more than happy to help you.