


1-1-2010

Synthesis of reaction-ready 6,6'-biindole and 6,6'-biisatin via palladium(II)-catalysed intramolecular C-H functionalisation

Allan B. Gamble
University of Wollongong, abg03@uow.edu.au

Paul A. Keller
University of Wollongong, keller@uow.edu.au

Follow this and additional works at: <https://ro.uow.edu.au/scipapers>

 Part of the [Life Sciences Commons](#), [Physical Sciences and Mathematics Commons](#), and the [Social and Behavioral Sciences Commons](#)

Recommended Citation

Gamble, Allan B. and Keller, Paul A.: Synthesis of reaction-ready 6,6'-biindole and 6,6'-biisatin via palladium(II)-catalysed intramolecular C-H functionalisation 2010, 4076-4078.
<https://ro.uow.edu.au/scipapers/536>

Synthesis of reaction-ready 6,6'-biindole and 6,6'-biisatin via palladium(II)-catalysed intramolecular C-H functionalisation

Abstract

The first synthesis of a 6,6'-biindole and 6,6'-biisatin scaffold is reported with the penultimate step being the formation of the di-heterocyclic ring by Pd(II)-catalysed intramolecular C-H functionalisation and Sandmeyer cyclisation, respectively.

Keywords

ii, synthesis, catalysed, reaction, intramolecular, c, h, functionalisation, ready, 6, biindole, biisatin, via, palladium, CMMB

Disciplines

Life Sciences | Physical Sciences and Mathematics | Social and Behavioral Sciences

Publication Details

Gamble, A. B. & Keller, P. A. (2010). Synthesis of reaction-ready 6,6'-biindole and 6,6'-biisatin via palladium(II)-catalysed intramolecular C-H functionalisation. *Chemical Communications*, 46 (23), 4076-4078.

Synthesis of reaction-ready 6,6'-biindole and 6,6'-biisatin *via* palladium(II)-catalysed intramolecular C–H functionalisation†

Allan B. Gamble and Paul A. Keller*

Received (in Cambridge, UK) 1st February 2010, Accepted 4th March 2010

First published as an Advance Article on the web 23rd March 2010

DOI: 10.1039/c002098b

The first synthesis of a 6,6'-biindole and 6,6'-biisatin scaffold is reported with the penultimate step being the formation of the di-heterocyclic ring by Pd(II)-catalysed intramolecular C–H functionalisation and Sandmeyer cyclisation, respectively.

Nature provides a rich source of biaryl compounds with significant biological activity¹ and numerous methods exist for the synthesis of structurally diverse biaryls *e.g.* by transition-metal catalysis^{2,3} or oxidative coupling.³ As part of our ongoing investigations into the biological activities of homo- and hetero-dimeric aromatic systems,^{4,5} we have been investigating biindoles as bioisosteres of binaphthyl units. In particular we are interested in privileged heterocyclic scaffolds having the potential for multiple functionalisations in often unreactive positions. Although the synthesis of symmetrical biindoles has been reported,⁶ symmetrical 6,6'-biindoles and 6,6'-biisatins have no literature precedence. Herein we report the first synthesis of the symmetrical 6,6'-biindole **1** and 6,6'-biisatin **2** biaryl scaffolds with strategically positioned 'reaction-ready' functional groups in the 2-, 3- and usually unreactive 4-positions, upon which chemical libraries can be built in search of bioactive compounds (Fig. 1).

Bromide was selected for the reactive handles in the normally deactivated 4,4'-positions, thus, the key intermediate was bianiline **8**,⁷ which allowed for a convergent synthesis to both targets. A 2,3-dicarboxylate substituent pattern on the indole nucleus⁸ also allowed for future derivatisation, while reducing the reactivity of these positions during subsequent aryl bromide reactions. Thus, **8** was synthesised *via* a modified procedure in six steps from commercially available 2,2'-biphenol **3**, without the need for column chromatography in an overall yield of 52% (Scheme 1).^{9,10} Key was the selective nitration of **6**, followed by protection of the phenolic groups to

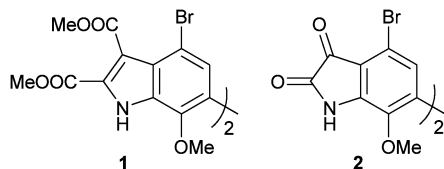


Fig. 1 Reaction ready 6,6'-biindole **1** and 6,6'-biisatin **2** target scaffolds.

School of Chemistry, University of Wollongong, 2522, Wollongong, Australia. E-mail: keller@uow.edu.au; Fax: +61 2 4221 4287; Tel: +61 2 4221 4692

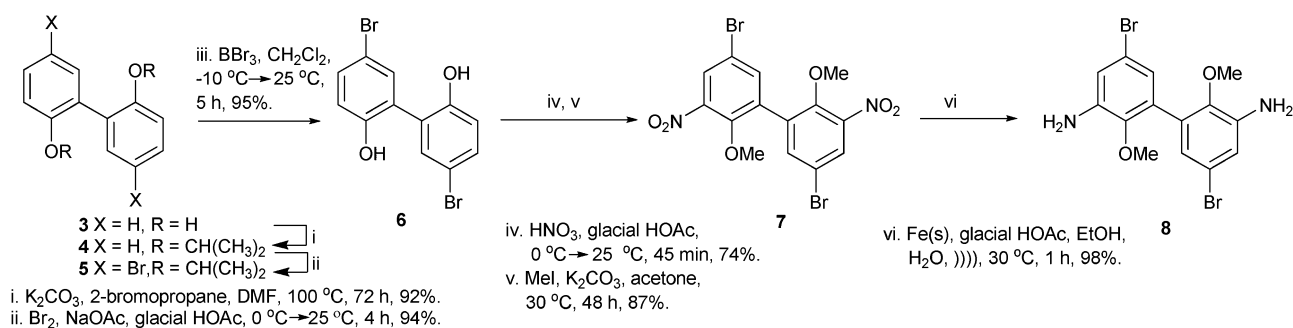
† Electronic supplementary information (ESI) available: Details of experimental procedures, optimisation details and discussion for cyclisation to indole monomers, ¹H and ¹³C NMR spectra for biindole **1** and biisatin **2**. See DOI: 10.1039/c002098b

provide **7**, which was further reduced under ultrasound in the presence of iron¹¹ to afford bianiline **8**.

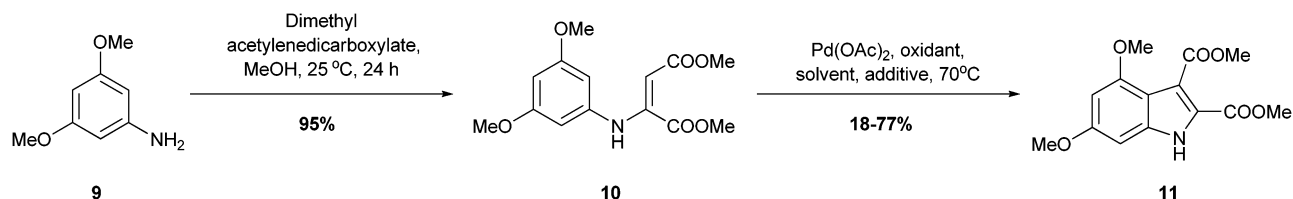
Transition-metal-catalysed direct arylation *via* C–H insertion has undergone rapid development, and is still receiving significant attention.¹² A recent report^{12d} outlined the synthesis of indoles from simple anilines and alkynes *via* a Pd(II)-catalysed C–H activation using dioxygen, however, at the outset of our work, the only reports of a 2,3-disubstituted methyl ester indole *via* Pd(II)-catalysis involved an excess of Pd(OAc)₂ (2 equiv.).¹³ For cyclisation of **8** to biindole **1**, a catalytic method tolerating an aryl bromide substituent was required. Thus, the synthesis of enaminone **10** *via* Michael addition of dimethyl acetylenedicarboxylate to aniline **7** allowed for the optimisation of Pd(II)-catalysed C–H insertion and intramolecular cyclisation *via* indole **11** (Scheme 2).¹⁴

Intriguingly, solvent plays an important role in the mechanism for reaction. In the case of the Pd(II)-cyclisation of enaminones, it has not been discussed in detail, however, compounds of similar structure to **10** are capable of forming a stable six-membered intramolecular hydrogen bond (Scheme 3),¹⁵ preventing the orientation required for intramolecular cyclisation to indole **11**. Proton transfer can occur, allowing for both an enaminone **10A** and imino-enol **10B** tautomer, with equilibrium shifted to favour **10A** as solvent polarity increases.¹⁵ On the basis of the previous experiments (Scheme 2)¹⁴ we postulate that both DMA and acetonitrile can competitively H-bond to the N–H enaminone proton, disrupting the stable six-membered ring conformer **10A** and establishing an equilibrium with the desired **10AA** enaminone intermediate. However, DMA participates more aggressively in H-bonding (Scheme 3),¹⁶ and thus, **10AA** is expected to predominate in DMA.

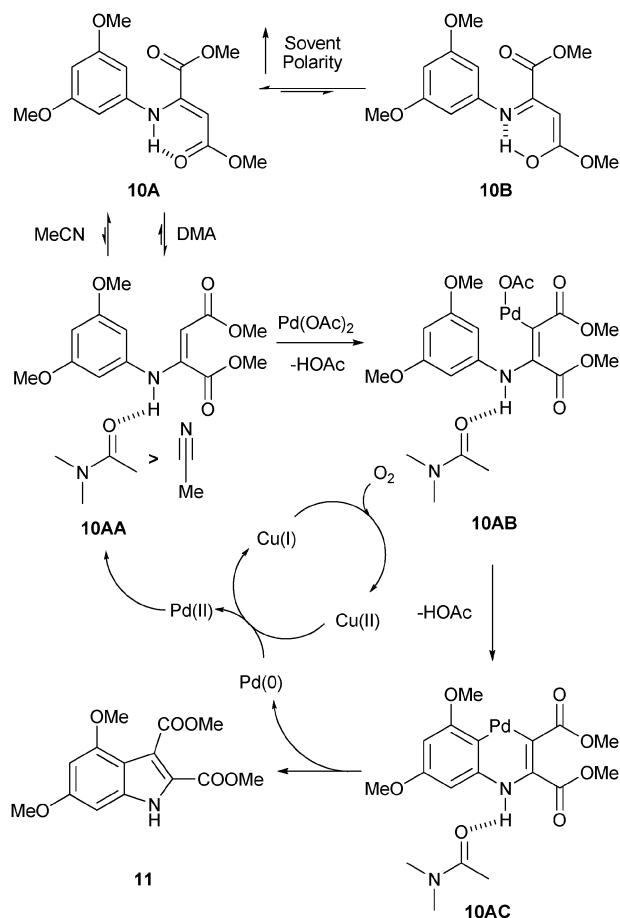
Thus, we postulate a similar mechanism to Jiao and co-workers,^{12d} with an emphasis on the importance of a strong H-bond acceptor solvent such as DMA (Scheme 3). Acting as a Lewis-base donor,¹⁶ coordination of DMA sets up an equilibrium thought to favour the conformation of **10AA**, and increases the nucleophilicity of the α -carbon and arene through weakening of the N–H bond. C–H insertion *via* electrophilic palladation^{12d} of **10AA** and re-conjugation of the DMA stabilised cationic imine intermediate affords **10AB**, with subsequent electrophilic aromatic substitution and re-aromatisation providing palladacycle **10AC**. Reductive elimination of **10AC** gives the desired indole **11**, with the Pd(0) generated reoxidized by a Cu(II) salt. Alternatively, C–H activation *via* an electrophilic aromatic substitution reaction could precede enaminone C–H insertion, especially in an electron-rich arene such as **10**. However, in less electrophilic arenes, previous intramolecular isotope effect studies for



Scheme 1 The synthesis of substituted bianiline **8**.



Scheme 2 Investigation into the Pd(II)-catalysed C–H activation of enaminone **10**, affording 2,3-disubstituted indole **11**.



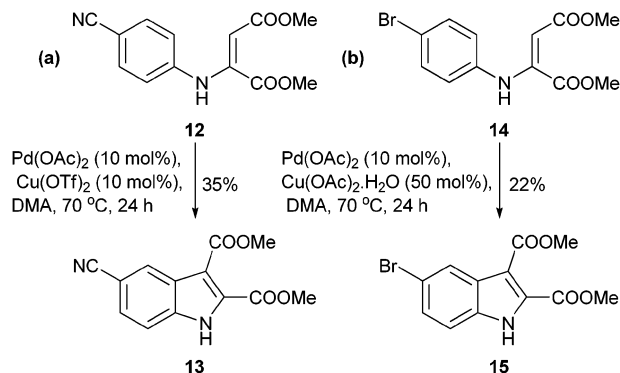
Scheme 3 Proposed mechanism for 2,3-dicarboxylate indole synthesis *via* Pd(II)-catalysed C–H functionalisation in DMA.

oxidative Pd(II)-catalysed conditions^{12d} support the formation of an enaminone intermediate analogous to **10AB**.

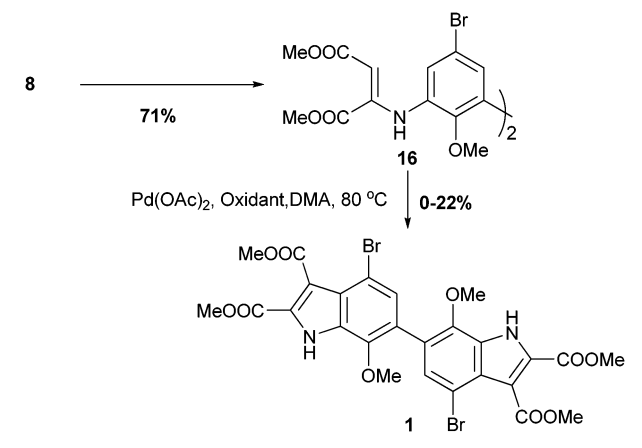
Only limited examples of this reaction using substrates with strongly deactivating and/or potentially labile functional

groups have been reported.^{12d} Therefore we examined the tolerance of our optimised conditions^{14b} using two electron-deficient arenes (Scheme 4). Indole **11** was isolated in modest yield (35%) and 5-bromo indole **15** in a poorer yield (18%). A higher catalyst loading and 50 mol% $\text{Cu}(\text{OAc})_2 \cdot \text{H}_2\text{O}$ as co-oxidant marginally increased the yield of indole **15** to 22%. Although not optimised, these indolisation conditions tolerate electron-deficient and aryl bromide functional groups, and could be utilised in the synthesis of the 6,6'-biindole **1**.

Reaction of dimethyl acetylenedicarboxylate with bianiline **8** provided di-enaminone **16** in 71% yield. Cyclisation *via* Pd(II)-catalysed oxidative coupling yielded 6,6'-biindole **1** in 22% yield (Table 1, entry 1). The higher catalyst and oxidant loading of 30 mol% (15 mol%/enaminone) and 100 mol% (50 mol%/enaminone), respectively, was used to promote more efficient oxidation of generated Pd(0). Further optimisation through catalyst and oxidant loading (Table 1, entries 2 and 3) did not improve the yield of **1**. Excess $\text{Pd}(\text{OAc})_2$ in air resulted in complete consumption of **16**, however, **1** could only be isolated in 8% yield with multiple by-products formed. The observed product distribution was presumably a consequence



Scheme 4 Optimisation of C–H Pd insertion reactions to form indole monomers containing electron withdrawing substituents.

Table 1 Pd(II)-catalysed synthesis of 6,6'-biindole scaffold **1**

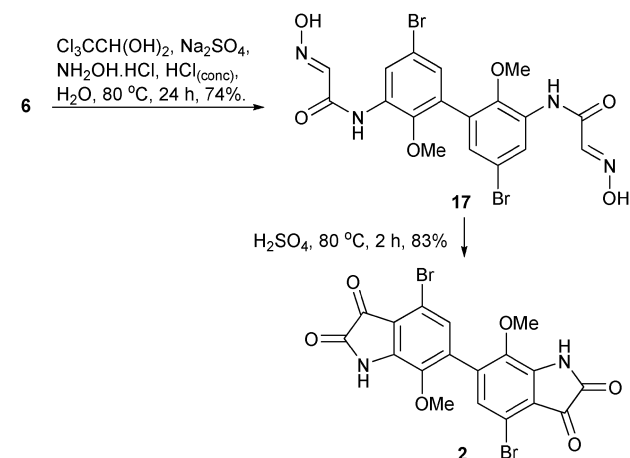
Entry	Catalyst (mol%)	Oxidant (mol%)	Time/h	Yield ^a (%)
1	Pd(OAc) ₂ (30)	Cu(OAc) ₂ ·H ₂ O (100)	18	22
2 ^b	Pd(OAc) ₂ (20)	Cu(OAc) ₂ ·H ₂ O (20)	29	7.5
3	Pd(OAc) ₂ (30)	Cu(OTf) ₂ (100)	24	0
4	Pd(OAc) ₂ (400)	None	18	8

^a Isolated yield. ^b An additional 10 mol% Pd(OAc)₂ and 10 mol% Cu(OAc)₂ added after 23 h.

of Pd(0) not being efficiently reoxidised back to Pd(II), and thus, demonstrates the superiority of an oxidative catalytic method.¹⁷

6,6'-Biisatin **2** was realised in high yield over two steps from bianiline **8** via the robust and well precedented Sandmeyer method (Scheme 5).¹⁸ Isonitrosoacetanilide **17** was prepared in good yield (74%), and subsequent heating of **17** in concentrated sulfuric acid allowed di-cyclisation to occur, with biisatin **2** isolated in 83% yield after precipitation on crushed ice, without the requirement for chromatography.

In conclusion, we have demonstrated the first syntheses of two novel symmetrical 6,6'-biheterocycles from a common bianiline intermediate. Both the 6,6'-biindole **1** and 6,6'-biisatin **2** represent scaffolds which contain 'reaction-ready' functionalities in previously unreactive positions of the benzene ring, while retaining the possibility for subsequent derivatisations on the heterocyclic ring.

**Scheme 5** Synthesis of 6,6'-biisatin.

We thank A/Prof. Renate Griffith (Univ. New South Wales), Drs John Deadman and David Rhodes (AVEXA) for financial and project support. ABG thanks the ARC for a scholarship.

Notes and references

- G. Bringmann, C. Günther, M. Ochse, O. Schupp and S. Tasler, *Fortschr. Chem. Org. Naturst.*, 2001, **82**, 1–249.
- J. Hassan, M. Sévignon, C. Gozzi, E. Schulz and M. Lemaire, *Chem. Rev.*, 2002, **102**, 1359–1469.
- G. Bringmann, A. J. Price Mortimer, P. A. Keller, J. Garner, M. J. Gresser and M. Breuning, *Angew. Chem.*, 2005, **44**, 5384–5427.
- (a) P. A. Keller, C. Birch, S. P. Leach, D. Tyssen and R. Griffith, *J. Mol. Graphics*, 2003, **21**, 365; (b) J. B. Bremner, J. A. Coates, D. R. Coghlan, D. M. David, P. A. Keller and S. G. Pyne, *New J. Chem.*, 2002, **26**, 1549; (c) M. K. Abdel-Hamid, J. B. Bremner, J. Coates, P. A. Keller, C. Miländer, Y. S. Torkamani, B. W. Skelton, A. H. White and A. C. Willis, *Tetrahedron Lett.*, 2009, **50**, 6947–6950.
- P. A. Keller, N. R. Yepuri, M. J. Kelso, M. Mariani, B. W. Skelton and A. H. White, *Tetrahedron*, 2008, **64**, 7787.
- See ref. 5, and references therein. For further examples, see: (a) S. P. H. Mee, J. Lee, J. E. Baldwin and A. Cowley, *Tetrahedron*, 2004, **60**, 3695–3712; (b) S. P. Nighswander-Rempel, S. Olsen, I. B. Mahadevan, G. Netchev, B. C. Wilson, S. C. Smith, H. Rubinsztein-Dunlop and P. Meredith, *Photochem. Photobiol.*, 2008, **84**, 613–619.
- N. Viswanathan and S. J. Patankar, *Indian J. Chem., Sect. B*, 1985, **24**, 1284–1285.
- D. St. C. Black, N. Kumar and L. C. H. Wong, *Aust. J. Chem.*, 1986, **39**, 15–20.
- Although there is precedence for direct bromination of **3**, reported yields range from 30%–83%; see ref. 10 for examples. In our hands, reaction of **3** with Br₂ in acetic acid resulted in multiple products requiring significant efforts to isolate the components. Our protection/deprotection strategy was high yielding, straightforward, and required no chromatography. Using an isopropyl protecting group gave a 94% yield for bromination after recrystallisation.
- For recent high yielding *e.g.* in chlorinated solvent see: (a) S. Facchetti, D. Losi and A. Iuliano, *Tetrahedron: Asymmetry*, 2006, **17**, 2993–3003; (b) M. Kesselgruber, M. Lotz, P. Martin, G. Melone, M. Müller, B. Pugin, F. Naud, F. Spindler, M. Thommen, P. Zbinden and H.-U. Blaser, *Chem.–Asian J.*, 2008, **3**, 1384–1389.
- A. B. Gamble, J. Garner, C. P. Gordon, S. M. J. O'Conner and P. A. Keller, *Synth. Commun.*, 2007, **37**, 2777–2786.
- (a) C.-L. Sun, B.-J. Li and Z.-J. Shi, *Chem. Commun.*, 2010, **46**, 677–685; (b) L. Ackermann, R. Vicente and A. R. Kapdi, *Angew. Chem., Int. Ed.*, 2009, **48**, 9792–9827; (c) S. Würtz, S. Rakshit, J. J. Neumann, T. Dröge and F. Glorius, *Angew. Chem., Int. Ed.*, 2008, **47**, 7230–7233; (d) Z. Shi, C. Zhang, S. Li, D. Pan, S. Ding, Y. Cui and N. Jiao, *Angew. Chem., Int. Ed.*, 2009, **48**, 4572–4576, and references therein.
- (a) Y. Fukuda, Y. Oomori and Y. Kusama, *Bioorg. Med. Chem. Lett.*, 1997, **7**, 749–752; (b) K. Daniell, M. Stewart, E. Madsen, M. Le, H. Handl, N. Brooks, K. Kiakos, J. A. Hartley and M. Lee, *Bioorg. Med. Chem. Lett.*, 2005, **15**, 177–180.
- (a) Full details and discussion on the optimisation of this reaction are provided in the ESI†; (b) See ESI† Table S1, entries 8 and 10.
- (a) G. Palmieri and C. Cimarelli, *ARKIVOC*, 2006, **6**, 104–126; (b) P. I. Nagy and W. M. F. Fabian, *J. Phys. Chem. B*, 2006, **110**, 25026–25032, and references therein.
- (a) C. Laurence, K. A. Brameld, J. Graton, J.-Y. Le Questel and E. Renault, *J. Med. Chem.*, 2009, **52**, 4073–4086; (b) V. Gutmann, *Coord. Chem. Rev.*, 1976, **18**, 225–255.
- The synthesis of 6,6'-biindole under a Bischler-type cyclisation was unsuccessful. This acid-catalysed cyclisation was more successful with electron-rich arene such as 3,5-dimethoxyaniline **9**.
- S. Lin, Z.-Q. Yang, B. H. B. Kwok, M. Koldobskiy, C. M. Crews and S. J. Danishefsky, *J. Am. Chem. Soc.*, 2004, **126**, 6347–6355.