

Faculty of Engineering
Faculty of Engineering - Papers

University of Wollongong

Year 2004

Sample-size dependence of the magnetic
critical current density in MgB2
superconductors

M. J. Qin*	S. Keshavarzi [†]	S. Soltanian [‡]
X. L. Wang**	H. K. Liu ^{††}	S. X. Dou ^{‡‡}

*University of Wollongong

[†]University of Wollongong, shokat@uow.edu.au

[‡]University of Wollongong, saied@uow.edu.au

**University of Wollongong, xiaolin@uow.edu.au

^{††}University of Wollongong, hua@uow.edu.au

^{‡‡}University of Wollongong, shi@uow.edu.au

This article was originally published as: Qin, MJ, Keshavarzi, S, Soltanian, S, Wang, XL, Liu, HK & Dou, SX, Sample-size dependence of the magnetic critical current density in MgB2 superconductors, Physical Review B, 2004, 69, 012507. Copyright 2004 American Physical Society. The original journal can be found here.

This paper is posted at Research Online.

<http://ro.uow.edu.au/engpapers/231>

Sample-size dependence of the magnetic critical current density in MgB₂ superconductors

M. J. Qin, S. Keshavarzi, S. Soltanian, X. L. Wang, H. K. Liu, and S. X. Dou

Institute for Superconducting and Electronic Materials, University of Wollongong, Wollongong, New South Wales 2522, Australia

(Received 18 July 2003; revised manuscript received 17 September 2003; published 22 January 2004)

Sample size dependent magnetic critical current density has been observed in magnesium diboride superconductors. At high fields, larger samples provide higher critical current densities, while at low fields, larger samples give rise to lower critical current densities. The explanation for this surprising result is proposed in this study based on the electric field generated in the superconductors. The dependence of the current density on the sample size has been derived as a power law $j \propto R^{1/n}$ [n is the n factor characterizing $E-j$ curve $E = E_c(j/j_c)^n$]. This dependence provides one with a method to derive the n factor and can also be used to determine the dependence of the activation energy on the current density.

DOI: 10.1103/PhysRevB.69.012507

PACS number(s): 74.25.Qt, 74.25.Ha, 74.25.Op, 74.25.Sv

It has been reported that the critical current density derived from magnetic measurement in the magnesium diboride superconductors depends on the sample size.^{1,2} Usually a larger sample results in a higher critical current density at high fields. If this is a true intrinsic property of this superconductor, it would be advantageous to use these superconductors in large scale applications. As far as we know, such a phenomenon has not been observed in either high-temperature or low-temperature superconductors. Explanations have been proposed to account for this observation.^{1,2} Jin *et al.*² measured the relaxation of cylindrical magnesium diboride superconductors of different lengths and found that the activation energy depends linearly on the length of the sample up to 1 mm and saturates after that. The authors suggested that the vortices in the magnesium diboride superconductors are quite rigid at small sample lengths and break into segments as the sample length reaches the collective pinning length $L_c \approx (\epsilon_0^2 \xi^2 / \gamma)^{1/3}$, with ϵ_0 the basic energy scale, ξ the coherence length, and γ a parameter of disorder strength. However, their proposal cannot explain the higher critical current density for smaller samples at low fields. Horvat *et al.*¹ proposed that different coupling between the superconducting grains at different length scales is responsible for the sample size dependent critical current density. However, this explanation is quite qualitative and not conclusive.

It is very important to clarify this problem. On the one hand, we need to understand the underlying mechanism governing this dependence in order to see whether we can further improve the critical current density by increasing the sample size and to understand why this phenomenon has not been reported in high-temperature or low-temperature superconductors. On the other hand, we need a standard to compare the current density of magnesium diboride superconductors fabricated by different techniques. In this paper, we propose an explanation for this observation based on the electric field generated in the superconductors during a hysteresis loop measurement.

The samples used in this study are all in the shape of rectangular rods cut from a MgB₂ pellet. The sample preparation can be found elsewhere.³ In order to eliminate any geometric effects on the critical current density, the pellet was cut into a series of samples with constant size ratio $a:b:c$. Seven samples are used in this study with dimensions

of $a \times b \times c$ (mm³): $1.07 \times 3.27 \times 7.15$, $0.7 \times 2.12 \times 4.65$, $0.57 \times 1.68 \times 3.64$, $0.46 \times 1.34 \times 2.92$, $0.36 \times 1.08 \times 2.29$, $0.29 \times 0.85 \times 1.87$, $0.24 \times 0.68 \times 1.42$ mm³. The critical current density is derived from magnetic hysteresis loop measurements by means of a quantum design PPMS (physical property measurement system) magnetometer with a sweep rate of 50 Oe/s. The measurements are performed with the applied field parallel to the longest direction of the sample (c axis). The critical current density in full penetration can be estimated using the critical state model as: $j = 20\Delta M/a(1 - a/3b)$, where ΔM is the width of the magnetization hysteresis loop.

Figure 1 shows the magnetization hysteresis loops of all the samples at 30 K (because of flux jumping at low temperatures, the hysteresis loops at low temperatures are not shown here). The arrow indicates the direction of increasing the sample size. It can be seen from Fig. 1 that the hysteresis loops increase with increasing sample size. As the samples were cut with constant size ratio, there is no geometric effect on the calculation of the current density from the hysteresis loops, and the current density is expected to be the same for different sample sizes. However, the calculated current density depends on the size as can be seen from Fig. 2, where

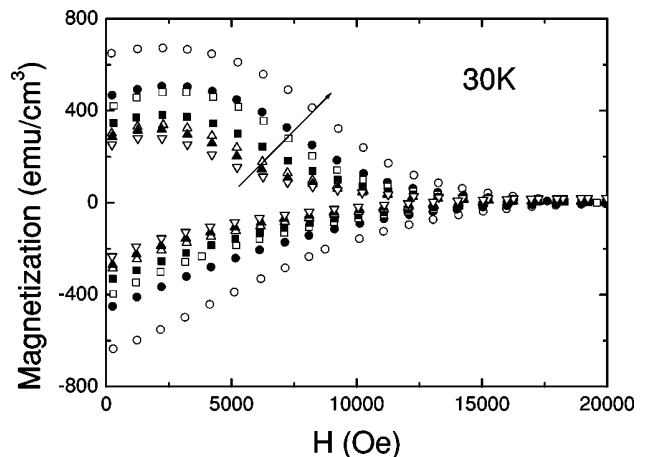


FIG. 1. The magnetization hysteresis loops of the MgB₂ samples at 30 K. The arrow indicates the direction of increasing sample size.

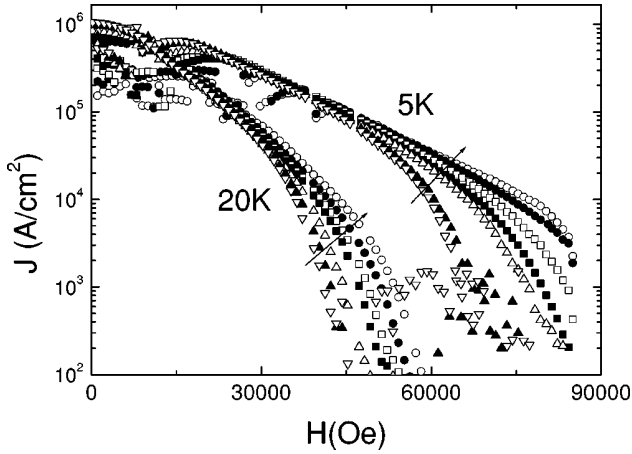


FIG. 2. The magnetic-field-dependent current density of the MgB₂ samples at 5 K and 20 K. The arrows indicate the direction of increasing sample size.

the magnetic-field-dependent critical current densities of all the samples at 5 K and 20 K are shown (the arrows indicate the direction where the sample size increases). At high fields (larger than 3 T) the current density increases systematically as the sample size increases. But the current density tends to be saturated when the sample size is very large. The low field part of Fig. 2 is enlarged in Fig. 3, and again the arrow indicates the direction where the sample size increases. Contrary to what is observed at high fields, the current density decreases as the sample size increases.

In order to explain this observation, we start from the flux creep equation derived from Maxwell's equation $\nabla \times \mathbf{E} = -\partial \mathbf{B} / \partial t$ with $\mathbf{E} = \mathbf{B} \times \mathbf{v}$ as discussed by Jirsa *et al.*⁴ and Schnack *et al.*⁵

$$-\frac{dM}{dt} = \frac{\chi_0}{\mu_0} \frac{dB_e}{dt} - \frac{\Delta v_0 B_e}{\mu_0} \exp\left[-\frac{U(j)}{kT}\right]. \quad (1)$$

The vortex velocity v is assumed to be thermally activated, i.e., $v = v_0 \exp[-U(j)/kT]$, where the attempt velocity v_0

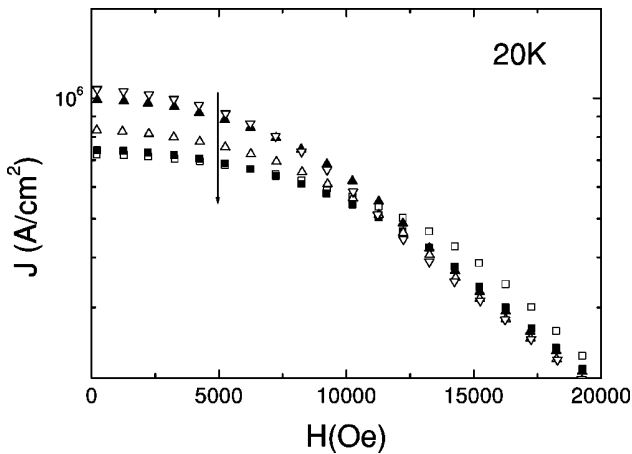


FIG. 3. The magnetic-field-dependent current density of the MgB₂ samples at low magnetic field for 20 K. The arrows indicate the direction of increasing sample size.

$= x_0 \omega_0$ with attempt frequency ω_0 and attempt distance x_0 is the velocity of vortices when $U(j) = 0$ (i.e., $j = j_c$). $U(j)$ is the activation energy and k is the Boltzmann constant. The differential susceptibility χ_0 and the geometric factor Δ in Eq. (1) depend on the size and shape of the sample. Here we consider a disk with B_e parallel to its axis, then we have

$$\chi_0 = \frac{\pi^2 R^3}{3\mathcal{J}},$$

$$\Delta = \frac{2\pi^2 R^2}{3\mathcal{J}},$$

where R is the radius of the disk, $\mu_0 R \mathcal{J}$ denotes the self-inductance of the disk. Equation (1) can be solved for $U(j)$ as

$$U(j) = kT \ln \left[\frac{B_e \Delta v_0}{\mu_0 \frac{dM}{dt} + \chi_0 \frac{dB_e}{dt}} \right]. \quad (2)$$

For a hysteresis loop measurement, we usually have $\mu_0 (dM/dt) \ll \chi_0 (dB_e/dt)$, and Eq. (2) can then be reduced to

$$U(j) = kT \ln \left[\frac{B_e \Delta v_0}{\chi_0 \frac{dB_e}{dt}} \right] = kT \ln \left[\frac{2B_e v_0}{R \dot{B}_e} \right], \quad (3)$$

where $\dot{B}_e = dB_e/dt$. Equation (3) is simply related to the current-voltage $I-V$ curves (or j versus E curves where j is the current density and E is the electric field) since for a cylinder of radius R , Faraday's law leads to

$$E = \frac{R}{2} \frac{dB_e}{dt}. \quad (4)$$

As can be seen from Eq. (4), a larger sample size R will lead to a larger electric field in the sample, and therefore to a larger current density in the sample. This effect is similar to the effect of \dot{B}_e on the hysteresis loop as has been used in dynamical relaxation measurements.^{4,5}

According to Eq. (3), a different $U(j)$ will result in a different dependence of the current density on the sample size. The relaxation results of MgB₂ samples have led to a logarithmic dependence of the activation energy on the current density^{6,7}

$$U(j) = U_0 \ln \frac{j_c}{j}, \quad (5)$$

where U_0 is the energy scale and j_c is the true critical current density at which $U(j_c) = 0$.

Combining Eq. (3) with Eq. (5), we obtain the sample size dependence of the current density as

$$j = j_c R^{1/n} \left(\frac{\dot{B}_e}{2B_e v_0} \right)^{1/n}, \quad (6)$$

where $n = U_0(B, T)/kT$ is the n -factor characterizing the E - j curve of the superconductors $E = E_c(j/j_c)^n$. The above analysis can also be applied to a rectangular rod with $R \approx ab/(a+b)$.

As can be seen from Eq. (6), the current density depends on the sample size as $j \propto R^{1/n}$, therefore the dependence is determined by the exponent n , which is a function of both temperature T and magnetic field B . If n is very large, there will be no sample size dependence as $R^{1/n} \rightarrow 1$, and this might be the reason why no sample size dependent current density has been reported in low-temperature superconductors. Typical n factors in low-temperature superconductors vary between 10 and 100.⁸ As an example, magnets which work in the persistent mode without a drift require wires with a high n factor, typically larger than 30 at the highest field.⁸ In high-temperature superconductors, n values as low as 5 in $\text{NdBa}_2\text{Cu}_3\text{O}_7$ (Ref. 9) and 4 in $\text{YBa}_2\text{Cu}_3\text{O}_7$ (Ref. 10) at high temperature and high magnetic field have been reported, indicating that a significant sample size dependent current density should be observed. However, weak links in polycrystalline high-temperature superconductors are very serious and prevail against the effects shown in Eq. (6), resulting in a lower critical current density in larger samples.

Although the activation energy was reported to be very high in magnesium diboride at low temperature and low magnetic field, it drops sharply as the applied magnetic field and the temperature are increased.⁶ The n factors in MgB_2/Fe tapes and wires have been reported^{11,12} to be around 60 at 4 T, but drop below 10 at high fields. From the I - V curves of MgB_2 high-density bulk samples reported by Pradhan *et al.*,¹³ the n factor is derived to be around 1.5 at 26.5 K and 5 T. A similar n factor around 1 has been obtained from I - V curves by Kim *et al.*¹⁴ at 30 K and 3 T. When the n factor is in this range, the sample size dependence of the current density is expected to appear as seen in Fig. 1. The power-law dependence $R^{1/n}$ saturates as R is increased if n is larger than 1, which explains the reported saturation of the current density. Although no saturation is expected at very high temperatures and fields (n may drop below 1), the total current is limited by the irreversibility line as $B \rightarrow B_{irr}$.

Equation (6) provides us with a new method to determine the n factor, $n = U_0(B, T)/kT$, by plotting $\ln j$ versus $\ln R$. The inverse of the slope is just n . This method is applied to the samples used in this study, the results are shown in Figs. 4 and 5, where $\ln j$ versus $\ln R$ curves at 5 T, 6 T, and 7 T at 5 K, and 3 T, 4 T, and 5 T at 20 K are plotted, respectively. The solid lines in Figs. 4 and 5 are the best fittings to the linear dependence between $\ln j$ versus $\ln R$. The derived n factor is shown in Fig. 6 as a function of the applied magnetic field at 5 K and 20 K. The solid lines are only guides to the eyes. This will be a very useful method when the critical current is too high to construct the whole I - V curve to derive the n factor.

On the other hand, as the n factor is very high at low fields^{11,12} (more than 100), a sample size dependence of the current density is not expected ($R^{1/n} \rightarrow 1$). The decreasing current density as the sample size increases might result from the self-field effect. Because larger samples carry larger cur-

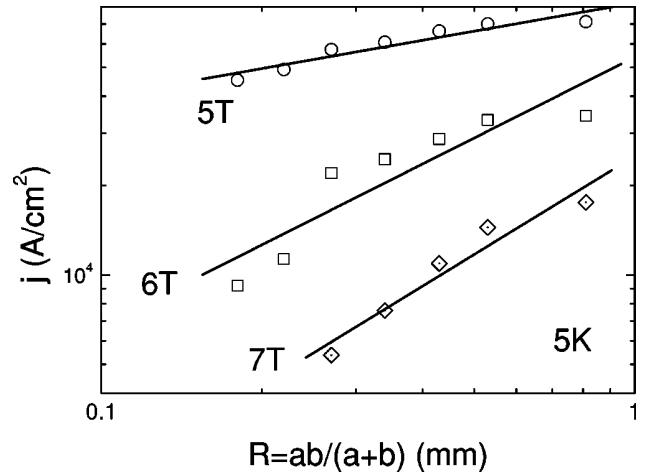


FIG. 4. The sample size dependence of the current density of the MgB_2 samples at 5 T, 6 T, and 7 T for 5 K. Solid lines are the best fitting to the linear dependence.

rents (even if current density is almost the same), generating a larger self-field, this results in a smaller current density. Significant self-field has been observed in high-temperature superconductors, especially in tapes with large critical currents.^{15,16} And MgB_2 is expected to show similar behavior. Another possible reason is due to the surface pinning effect.¹⁷ In the presence of both bulk and surface pinning, the magnetization is just the sum of the bulk and surface contributions.¹⁸ However, the surface component is only effective in the fields $H < H_p \approx \kappa H_{c1} / \ln \kappa$, with κ the Ginzburg-Landau parameter and H_{c1} the lower critical field.¹⁸ For the rectangular rods in this study, the ratio between the surface area parallel to the applied magnetic field and the sample volume is $2(ac + bc)/abc = 2/R$, indicating a larger surface contribution as the sample size is decreased. This results in a larger current density in a smaller sample. The sample size dependence of the current density at low magnetic fields will be studied in more detail in our forthcoming work.

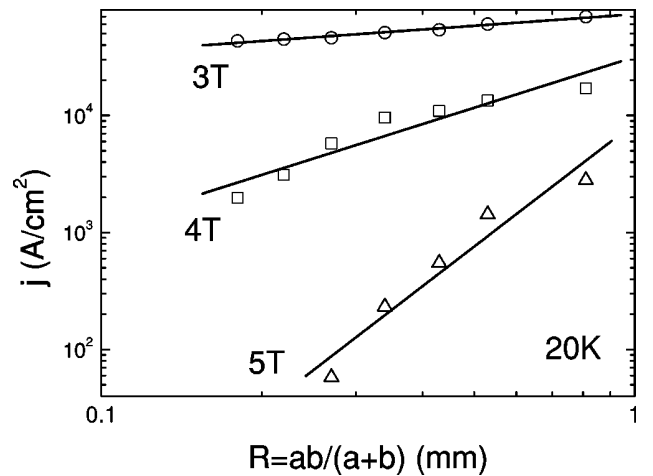


FIG. 5. The sample size dependence of the current density of the MgB_2 samples at 3 T, 4 T, and 5 T for 20 K. Solid lines are the best fitting to the linear dependence.

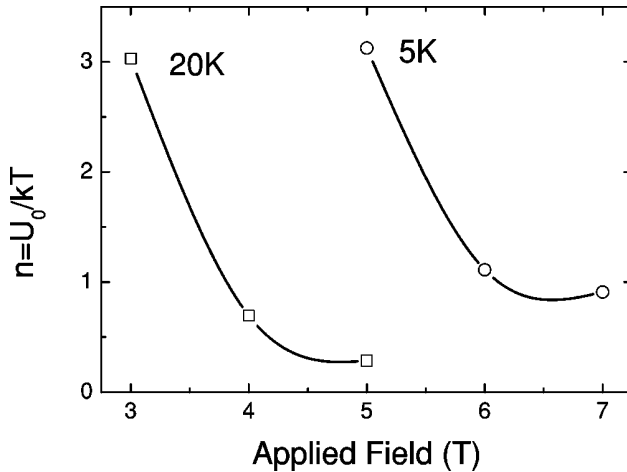


FIG. 6. The n factor as a function of the applied magnetic field of the MgB_2 samples at 5 K and 20 K. The solid lines are only guides to the eyes.

Another advantage of Eq. (6) is that we can use it to determine the current density dependent activation energy $U(j)$ in the sample. This is because different $U(j)$ relationships lead to different sample size dependences. For example, the linear current density dependent activation energy $U(j) = U_0(1 - j/j_c)$ will give rise to a logarithmic dependence of the current density on the sample size,

$$j = j_c \left[1 + \frac{1}{n} \ln R + \frac{1}{n} \ln \frac{B_e}{2B_e \nu_0} \right], \quad (7)$$

which is different from the power-law dependence shown in Eq. (6). The experimental results shown in Figs. 4 and 5 indicate that in magnesium diboride superconductors, the activation energy depends logarithmically on the current density [Eq. (5)], rather than having the linear Anderson-Kim type dependence suggested by Jin *et al.*²

In summary, the dependence of the current density on the sample size in magnesium diboride superconductors has been observed and explained in this paper based on the electric field generated in the superconductors. Starting from the flux creep equation, we have derived an analytical expression $j \propto R^{1/n}$ for the sample size dependent current density. We have shown that the sample size dependence of the current density can be used to derive the n factor of MgB_2 samples and can also be used to determine the dependence between the activation energy and the current density.

The authors gratefully acknowledge helpful discussions with D. C. Larbalestier and E. W. Collings. The authors are also very grateful to HyperTech Research Inc., Alphatech International Ltd., and the Australian Research Council for financial support.

- ¹J. Horvat, S. Soltanian, X.L. Wang, and S.X. Dou, cond-mat/0304004 (unpublished).
- ²H. Jin, H.-H. Wen, H.-P. Yang, Z.-Y. Liu, Z.-A. Ren, and G.-C. Che, *Physica C* **383**, 2626 (2003).
- ³X.L. Wang, S. Soltanian, J. Horvat, and S.X. Dou (unpublished).
- ⁴M. Jirsa, L. Pust, H.G. Schnack, and R. Griessen, *Physica C* **207**, 85 (1993).
- ⁵H.G. Schnack, R. Griessen, J.G. Lensink, C.J. van der Beek, and P.H. Kes, *Physica C* **197**, 337 (1992).
- ⁶M.J. Qin, X.L. Wang, S. Soltanian, A.H. Li, H.K. Liu, and S.X. Dou, *Phys. Rev. B* **64**, 060505 (2001).
- ⁷Y.S. Han, M.J. Qin, J.K.F. Yau, H.K. Liu, S.X. Dou, C.M. Lee, and X. Jin, *Physica C* **386**, 631 (2003).
- ⁸B. Seeber, *Handbook of Applied Superconductivity* (Institute of Physics Publishing, Bristol, 1998).
- ⁹K. Inoue, N. Sakai, K. Waki, and M. Murakami, *Physica C* **357-360**, 531 (2001).
- ¹⁰K. Inoue, N. Sakai, K. Waki, and M. Murakami, *Physica C* **378-**

381, 503 (2001).

- ¹¹H.L. Suo, P. Lezza, D. Uglietti, C. Beneduce, V. Abächerli, and R. Flükiger, *IEEE Trans. Appl. Supercond.* **13**, 3265 (2002).
- ¹²R. Flükiger, H.L. Suo, N. Musolino, C. Beneduce, P. Toulemonde, and P. Lezza, *Physica C* **385**, 286 (2003).
- ¹³A.K. Pradhan, Z.X. Shi, M. Tokunaga, T. Tamagai, Y. Takano, K. Togano, H. Kito, and H. Ihara, *Phys. Rev. B* **64**, 212509 (2001).
- ¹⁴K.H.P. Kim, W.N. Wang, M.-S. Kim, C.U. Jung, H.-J. Kim, E.-M. Choi, M.-S. Park, and S.-I. Lee, Cond-mat/0103176 (unpublished).
- ¹⁵L.A. Schwartzkopt, J. Jiang, X.Y. Cai, D. Apodaca, and D.C. Larbalestier, *Appl. Phys. Lett.* **75**, 3168 (1999).
- ¹⁶S. Spreafico, L. Gherardi, S. Fleshler, D. Tatelbaum, J. Leone, D. Yu, G. Snitchler, L. Masare, P. Miles, and D. Parker, *IEEE Trans. Appl. Supercond.* **9**, 2159 (1999).
- ¹⁷C.P. Bean and J.D. Livingston, *Phys. Rev. Lett.* **12**, 14 (1964).
- ¹⁸L. Burlachkov, V.B. Geshkenbein, A.E. Koshelev, A.I. Larkin, and V.M. Vinokur, *Phys. Rev. B* **50**, 16 770 (1994).